



2024-25 School Performance Report

Michigan Mathematics and Science Academy Dequindre



www.gvsu.edu

27300 Dequindre Road
Warren, MI 48092

Grades Served: K - 12

Contract Grades: K - 12

Year Opened: 2009

School's Mission: The mission of Michigan Math and Science Academy Dequindre is to prepare students to succeed in college and the world by offering high-quality, college-prep, STEM education.

2024-25 School Performance Report

Michigan Mathematics and Science Academy Dequindre

Current Contract Term Length

3 years

Contract Expiration Year

2026

Educational Service Provider

Concept Schools & Teachers First, Inc.

Board Members

Name	Board Role	Appointed	Term Ends
Myra Dutton	President	October 27, 2008	June 30, 2027
Chayla Adkins	Director	June 25, 2021	June 30, 2028
Justin Wilton	Director	June 23, 2023	June 30, 2028
Murat Kara	Director	November 3, 2023	June 30, 2026
Omer Kurt	Director	February 23, 2024	June 30, 2028



2024-25 School Performance Overview

Compliance Reporting Condition: **Meets Standard**

Financial Reporting Condition: **Exceeds Standard**

Academic Achievement:

M-STEP/PSAT: **Exceeds Standard**

SAT: **Exceeds Standard**

Academic Growth:

English Language Arts (ELA): **Does Not Meet Standard**

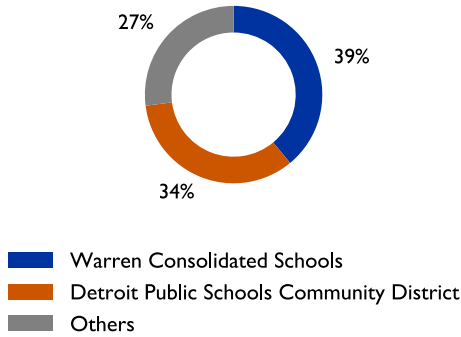
Mathematics (Math): **Does Not Meet Standard**

2024-25 School Performance Report

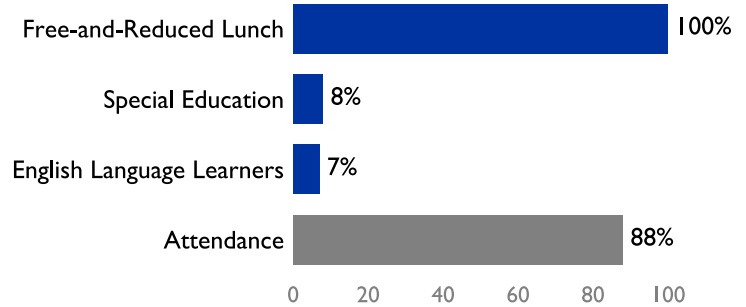
Michigan Mathematics and Science Academy Dequindre

School Characteristics

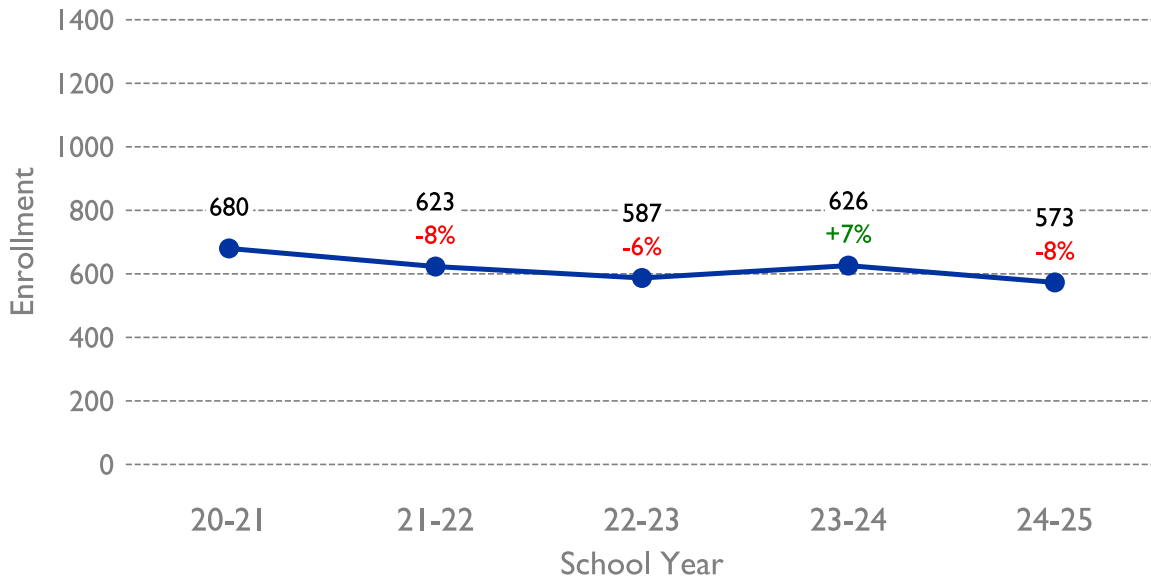
Student Resident Districts



Subgroup Enrollment and Attendance



5 Year Enrollment Trend



Enrollment by Grade and Year

Grade Level	20-21	21-22	22-23	23-24	24-25
K	36	42	39	39	30
1	46	36	44	51	41
2	47	49	33	49	46
3	45	48	51	43	46
4	42	52	47	53	43
5	51	40	46	40	41
6	56	53	32	56	52
7	84	66	66	51	58
8	76	71	59	68	46
9	73	55	50	56	56
10	56	35	52	47	45
11	36	44	28	44	34
12	32	32	40	29	35
Total	680	623	587	626	573

* Data suppression

** Refer to year opened on cover

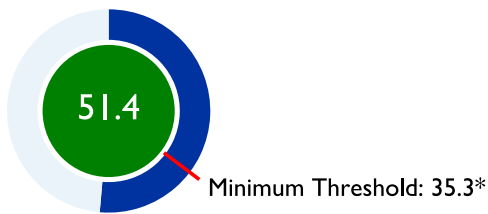
2024-25 School Performance Report

Michigan Mathematics and Science Academy Dequindre

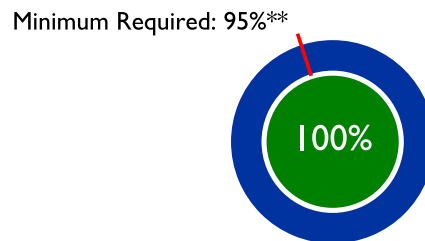
Roster of Statistically Similar Schools

Distance in Miles	Peer School Name
1.18	Lincoln High School
1.29	McKinley Elementary School
1.39	Lincoln Middle School
1.41	Marjorie Carlson Elementary School
1.50	LINCOLN ELEMENTARY SCHOOL
>2	Center Line Preparatory Academy
>2	Jalen Rose Leadership Academy
>2	MacDowell Preparatory Academy
>2	Mumford High School
>2	Schulze Academy for Technology and Arts


School Index



Assessment Participation



MDE Designated Support Category:
Universal Support



*School Index minimum threshold is determined by MDE each year for bottom 5% of schools in the state.

**Assessment Participation minimum requirement of 95% is a federal requirement. Assessment participation reported in this report is measured based on the "number assessed" field in the spring (May) assessment results file divided by the "number enrolled" in the spring (Feb) audited student counts file.

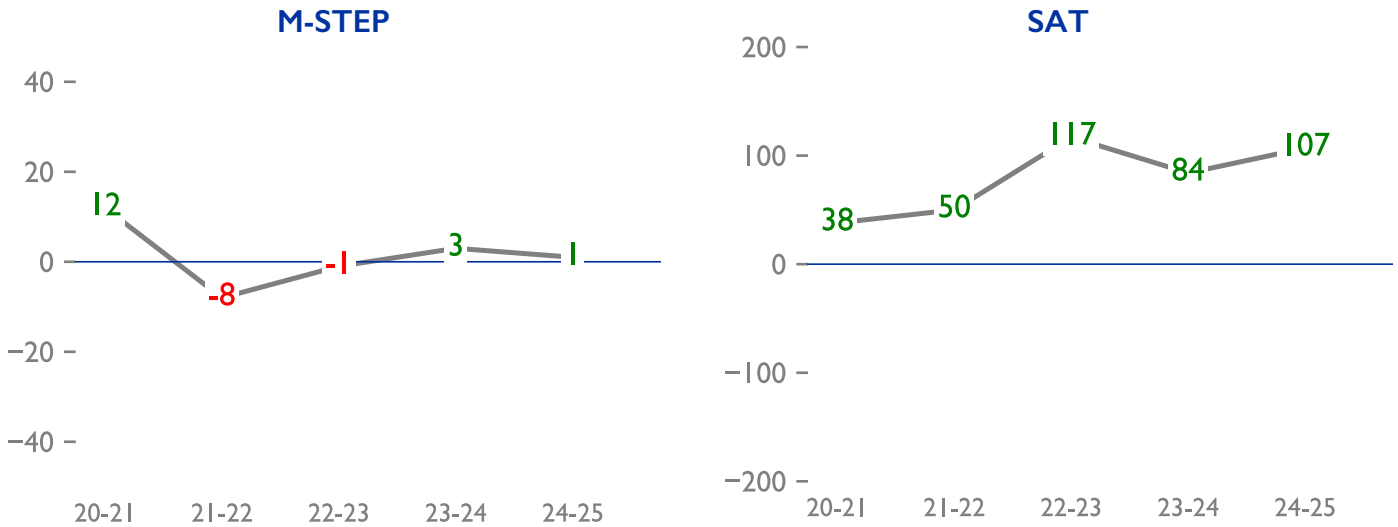
2024-25 School Performance Report

Michigan Mathematics and Science Academy Dequindre

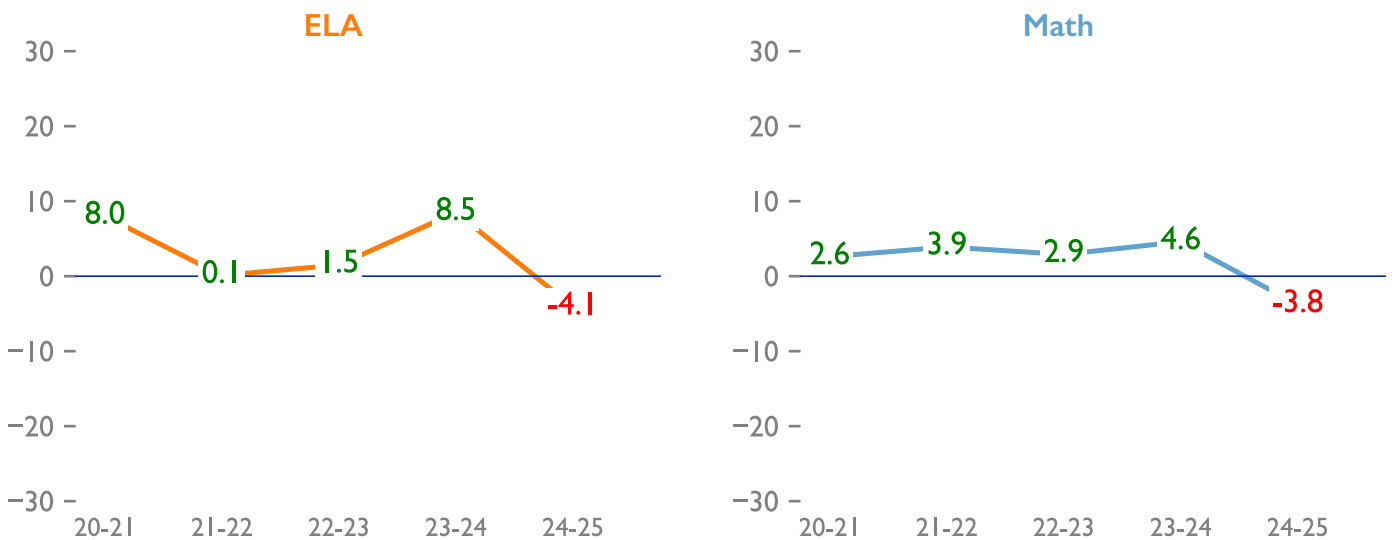
Charter Contract Academic Performance Trends

Academic outcomes are measured over time are the leading factor in any charter contract renewal recommendation to the GVSU Board of Trustees. GVSU recommends that boards and schools engage in conversations to see if the school has made meaningful, measurable progress toward its educational and other charter contract goals. See Appendix for explanation on calculations.

Achievement Performance Compared to Peer Schools Over Time



Growth Performance Compared to Peer Schools Over Time



Note: Grade levels for which growth data are available for 2021-22 are limited due to no state testing in 2019-20 and low participation in state testing in 2020-21. Elementary grades did not receive a growth score.

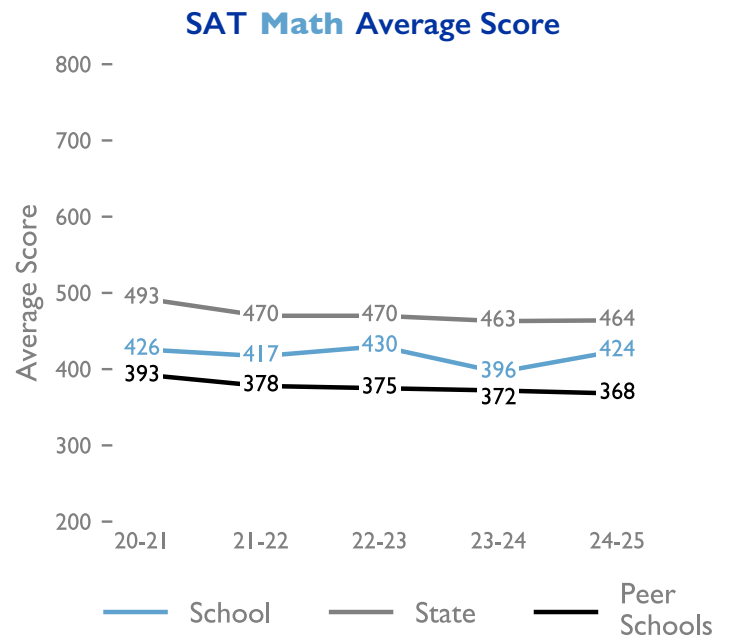
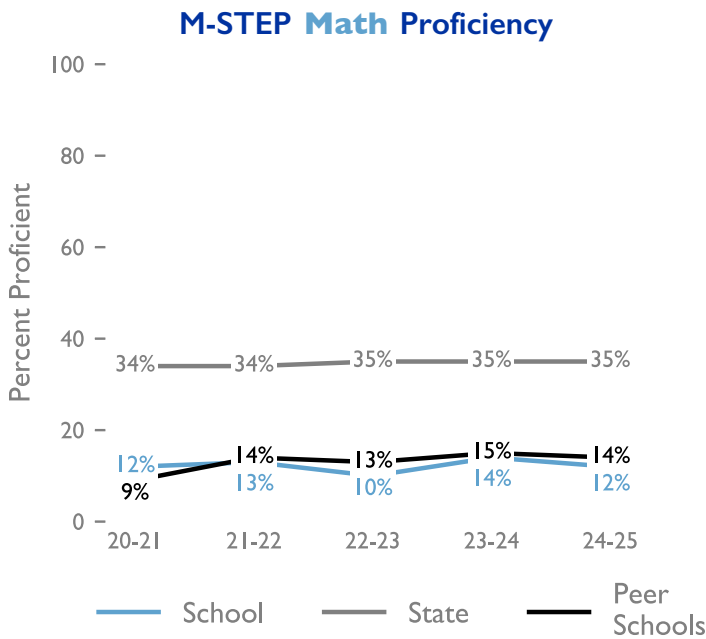
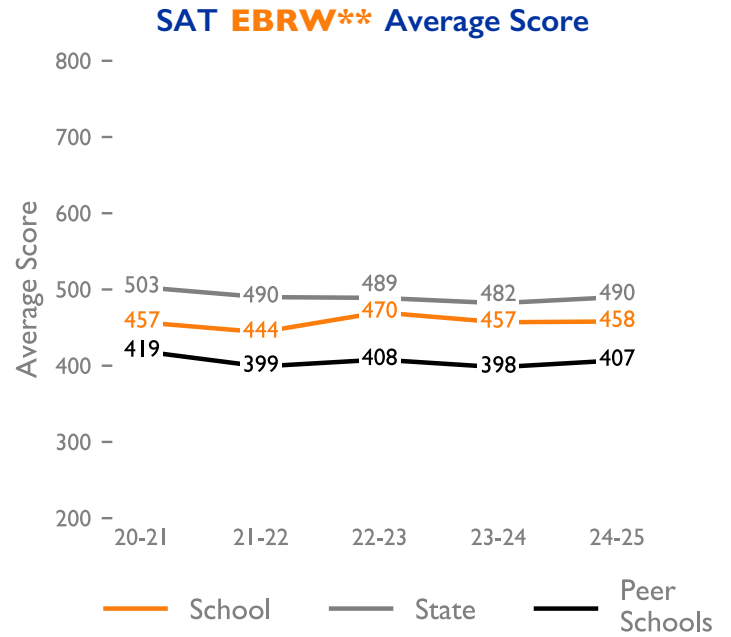
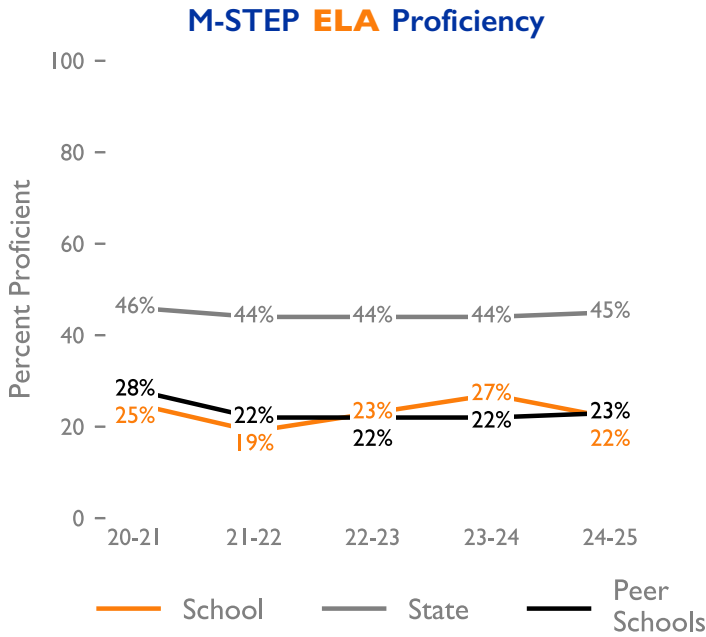
* Data suppression

** Evidence-Based Reading and Writing

2024-25 School Performance Report

Michigan Mathematics and Science Academy Dequindre

M-STEP Proficiency and SAT Average Score Trends by Subject



* Data suppression

** Evidence-Based Reading and Writing

Appendix

Academic Achievement:

As measured by the state assessment, the school's percentage of total tested students in all tested grades identified as proficient in all tested subjects or identified as college ready as reported by the Michigan Department of Education will meet or exceed the select peer schools' mean percentage of total tested students in all tested grades identified as proficient in all tested subjects or identified as college ready. Select peer schools are the set of school buildings determined annually by GVSU to be the most demographically, socioeconomically, programmatically, and geographically similar to the school.

● **Exceeds Standards:**

the overall proficiency rate for all M-STEP & PSAT tested subjects and/or SAT total score of the academy is higher than the average overall proficiency rate of statistically similar schools.

● **Meets Standards:**

the overall proficiency rate for all M-STEP & PSAT tested subjects and/or SAT total score of the academy is the same as the average overall proficiency rate of statistically similar schools.

● **Does Not Meet Standards:**

the overall proficiency rate for all M-STEP & PSAT tested subjects and/or SAT total score of the academy is lower than the average overall proficiency rate of statistically similar schools.

Academic Growth:

As measured by the state assessment, the school's mean student growth percentile rank in English language arts and math will meet or exceed the select peer schools' mean student growth percentile rank. Select peer schools are the set of school buildings determined annually by GVSU to be the most demographically, socioeconomically, programmatically, and geographically similar to the school.

● **Exceeds Standards:**

for the content area, the overall SGP of the academy is higher than the average SGP of statistically similar schools.

● **Meets Standards:**

for the content area, the overall SGP of the academy is the same as the average SGP of statistically similar schools.

● **Does Not Meet Standards:**

for the content area, the overall SGP of the academy is lower than the average SGP of statistically similar schools.

Compliance Reporting Condition Definitions:

● **Exceeds Standards:**

At least 95% of board and school documents (combined) submitted to Epicenter on time

● **Meets Standards:**

At least 85% of board and school documents (combined) submitted to Epicenter on time

● **Does Not Meet Standards:**

Less than 85% board and school documents (combined) submitted to Epicenter on time

Appendix

Financial Condition Definitions:

● **Exceeds Standards:**

Submitted to Epicenter on-time, unqualified opinion, and no significant deficiencies or material weaknesses

● **Meets Standards:**

Submitted to Epicenter on-time, unqualified opinion, one or two significant deficiencies, and no material weaknesses

● **Does Not Meet Standards:**

Late submission to Epicenter, unqualified, one or more material weaknesses or more than two significant deficiencies, OR qualified opinion

Michigan State Tests by Grade

Subject	Grade(s)	Test
English Language Arts (ELA)	3 – 7	M-STEP
	8	PSAT
	11	SAT
Mathematics (Math)	3 – 7	M-STEP
	8	PSAT
	11	SAT
Social Studies	5, 8, 11	M-STEP
Science	5, 8, 11	M-STEP