



2024-25 School Performance Report

University Preparatory Art & Design Middle/High School



www.gvsu.edu

485 W Milwaukee Street
Detroit, MI 48202

Grades Served: 6 - 12

Contract Grades: 6 - 12

Year Opened: 2009

School's Mission: We Prepare students for success in life.

2024-25 School Performance Report

University Preparatory Art & Design Middle/High School

Current Contract Term Length

10 years

Contract Expiration Year

2029

Educational Service Provider

Detroit 90/90

Board Members

Name	Board Role	Appointed	Term Ends
Joseph Aristeo	President	February 14, 2014	June 30, 2026
A'jene Maxwell	Director	October 24, 2025	June 30, 2027
Denise Lewis	Director	November 4, 2011	June 30, 2026
Donald Tuski	Director	April 24, 2020	June 30, 2026
Edward Parks	Director	April 28, 2006	June 30, 2027
Karen Obsniuk	Director	November 6, 2015	June 30, 2028
Linda Forte	Director	November 5, 2021	June 30, 2028
Michael Porter	Director	July 11, 2025	June 30, 2028
Sean de Four	Director	October 24, 2025	June 30, 2027



2024-25 School Performance Overview

Compliance Reporting Condition: **Meets Standard**

Financial Reporting Condition: **Does Not Meet**

Academic Achievement:

M-STEP/PSAT: **Exceeds Standard**

SAT: **Does Not Meet Standard**

Academic Growth:

English Language Arts (ELA): **Exceeds Standard**

Mathematics (Math): **Does Not Meet Standard**

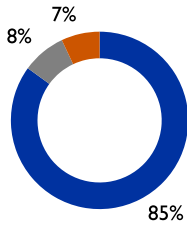
*Due to the a vendor error, late audit submission occurred.

2024-25 School Performance Report

University Preparatory Art & Design Middle/High School

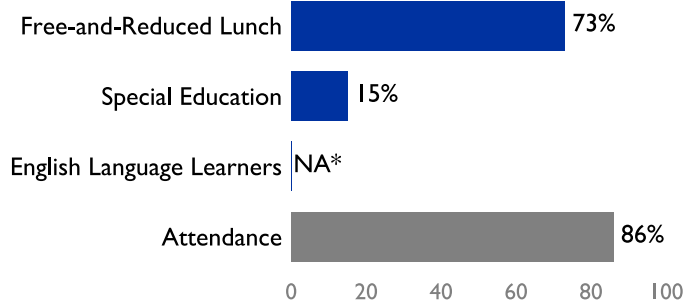
School Characteristics

Student Resident Districts

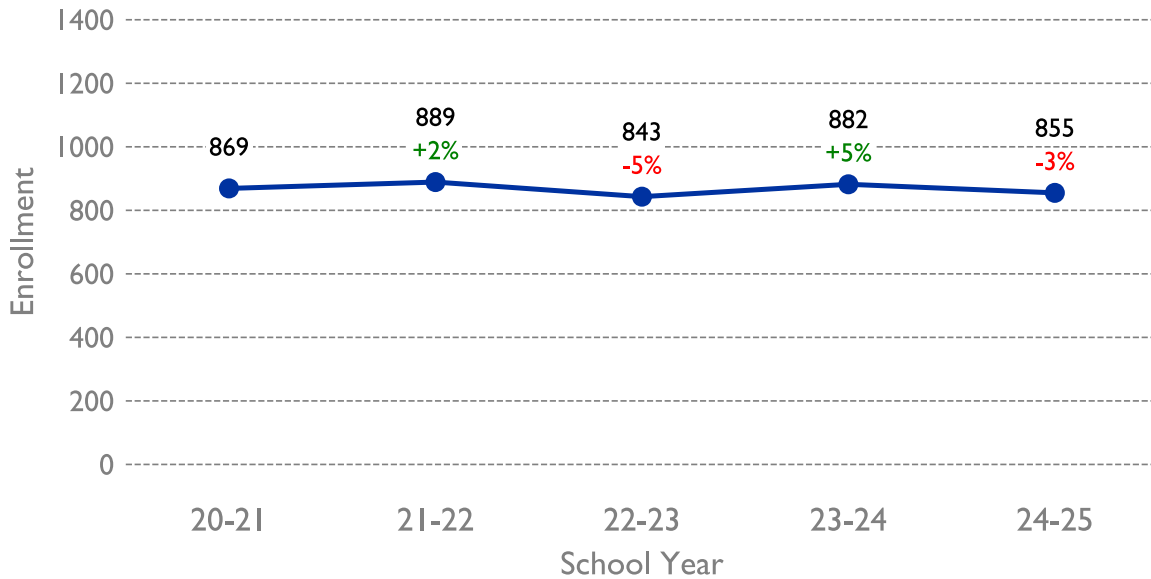


- Detroit Public Schools Community District
- Others
- Highland Park City Schools

Subgroup Enrollment and Attendance



5 Year Enrollment Trend



Enrollment by Grade and Year

Grade Level	20-21	21-22	22-23	23-24	24-25
6	122	105	121	118	122
7	113	142	113	139	125
8	130	124	134	128	136
9	134	139	114	122	112
10	128	135	130	127	121
11	126	125	129	133	118
12	116	119	102	115	121
Total	869	889	843	882	855
	20-21	21-22	22-23	23-24	24-25

* Data suppression

** Refer to year opened on cover

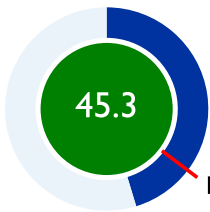
2024-25 School Performance Report

University Preparatory Art & Design Middle/High School

Roster of Statistically Similar Schools

Distance in Miles	Peer School Name
0.38	University Preparatory Academy (PSAD) - High School
0.91	University Preparatory Science and Math (PSAD) Middle School
0.96	University Preparatory Academy (PSAD) - Middle
1.53	Northwestern High School
1.93	Frontier International Academy
1.96	Oakland International Academy - High School
>2	Advanced Tech

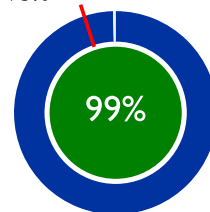
School Index




Minimum Threshold: 35.3*

Assessment Participation

Minimum Required: 95%**



MDE Designated Support Category:
Comprehensive Support and Improvement



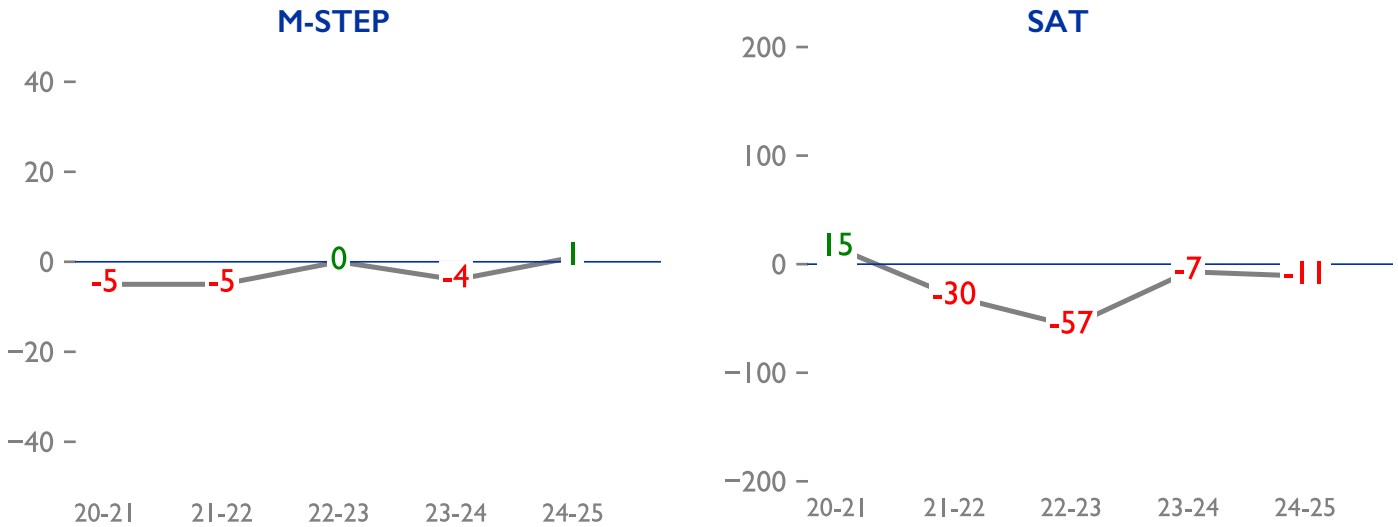
*School Index minimum threshold is determined by MDE each year for bottom 5% of schools in the state.

**Assessment Participation minimum requirement of 95% is a federal requirement. Assessment participation reported in this report is measured based on the "number assessed" field in the spring (May) assessment results file divided by the "number enrolled" in the spring (Feb) audited student counts file.

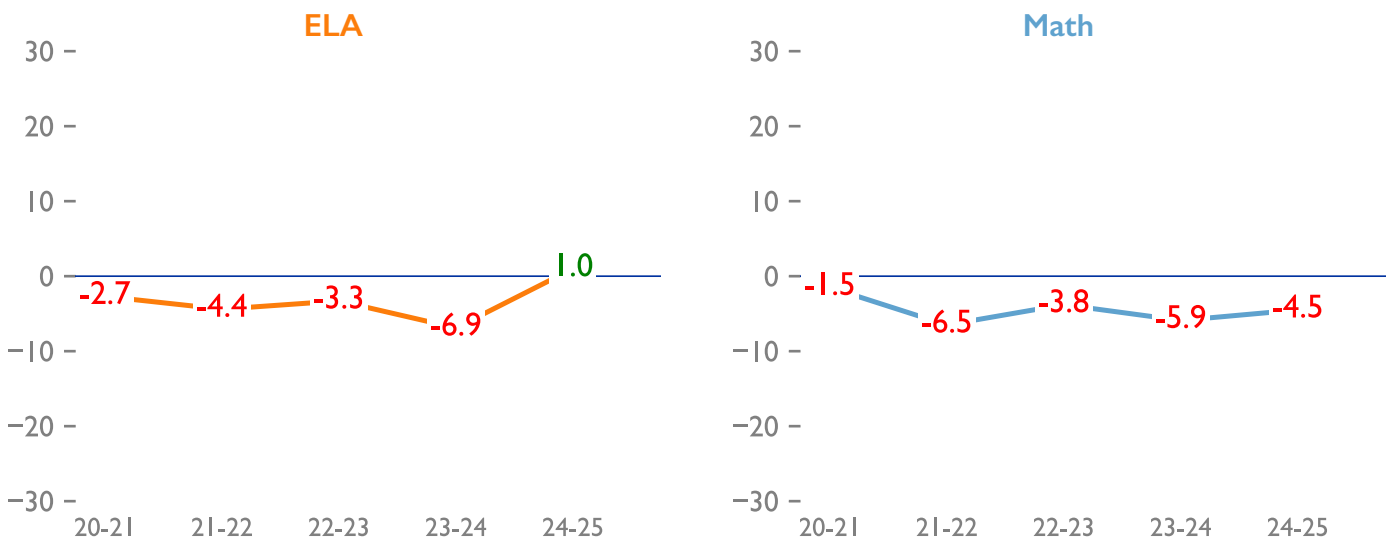
Charter Contract Academic Performance Trends

Academic outcomes are measured over time are the leading factor in any charter contract renewal recommendation to the GVSU Board of Trustees. GVSU recommends that boards and schools engage in conversations to see if the school has made meaningful, measurable progress toward its educational and other charter contract goals. See Appendix for explanation on calculations.

Achievement Performance Compared to Peer Schools Over Time



Growth Performance Compared to Peer Schools Over Time



Note: Grade levels for which growth data are available for 2021-22 are limited due to no state testing in 2019-20 and low participation in state testing in 2020-21. Elementary grades did not receive a growth score.

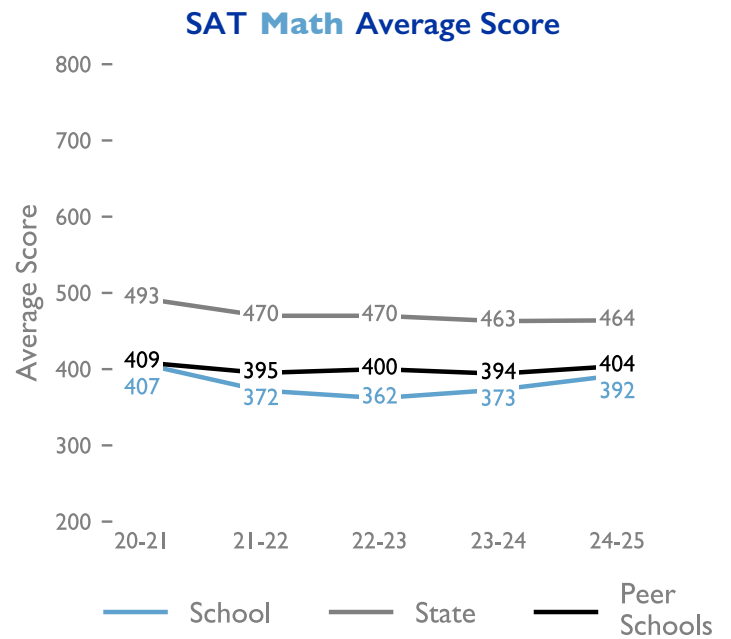
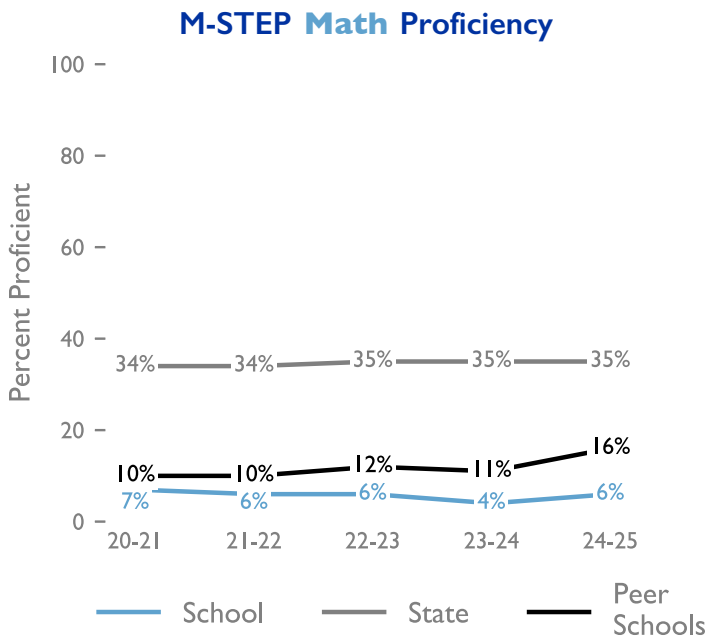
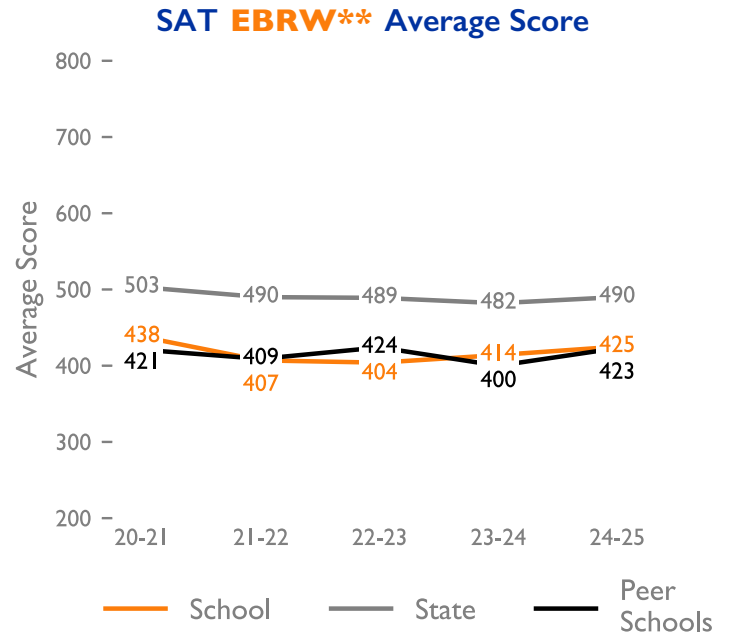
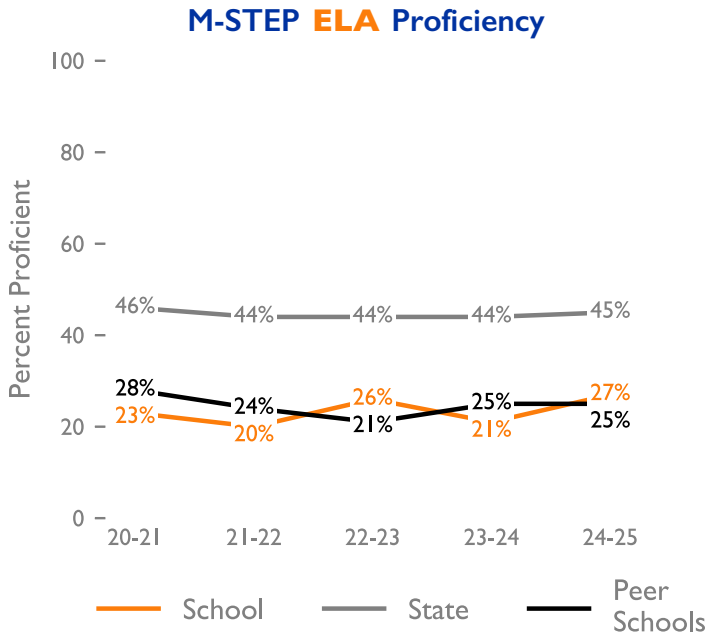
* Data suppression

** Evidence-Based Reading and Writing

2024-25 School Performance Report

University Preparatory Art & Design Middle/High School

M-STEP Proficiency and SAT Average Score Trends by Subject



* Data suppression

** Evidence-Based Reading and Writing

Appendix

Academic Achievement:

As measured by the state assessment, the school's percentage of total tested students in all tested grades identified as proficient in all tested subjects or identified as college ready as reported by the Michigan Department of Education will meet or exceed the select peer schools' mean percentage of total tested students in all tested grades identified as proficient in all tested subjects or identified as college ready. Select peer schools are the set of school buildings determined annually by GVSU to be the most demographically, socioeconomically, programmatically, and geographically similar to the school.

● **Exceeds Standards:**

the overall proficiency rate for all M-STEP & PSAT tested subjects and/or SAT total score of the academy is higher than the average overall proficiency rate of statistically similar schools.

● **Meets Standards:**

the overall proficiency rate for all M-STEP & PSAT tested subjects and/or SAT total score of the academy is the same as the average overall proficiency rate of statistically similar schools.

● **Does Not Meet Standards:**

the overall proficiency rate for all M-STEP & PSAT tested subjects and/or SAT total score of the academy is lower than the average overall proficiency rate of statistically similar schools.

Academic Growth:

As measured by the state assessment, the school's mean student growth percentile rank in English language arts and math will meet or exceed the select peer schools' mean student growth percentile rank. Select peer schools are the set of school buildings determined annually by GVSU to be the most demographically, socioeconomically, programmatically, and geographically similar to the school.

● **Exceeds Standards:**

for the content area, the overall SGP of the academy is higher than the average SGP of statistically similar schools.

● **Meets Standards:**

for the content area, the overall SGP of the academy is the same as the average SGP of statistically similar schools.

● **Does Not Meet Standards:**

for the content area, the overall SGP of the academy is higher than the average SGP of statistically similar schools.

Compliance Reporting Condition Definitions:

● **Exceeds Standards:**

At least 95% of board and school documents (combined) submitted to Epicenter on time

● **Meets Standards:**

At least 85% of board and school documents (combined) submitted to Epicenter on time

● **Does Not Meet Standards:**

Less than 85% board and school documents (combined) submitted to Epicenter on time

Appendix

Financial Condition Definitions:

● **Exceeds Standards:**

Submitted to Epicenter on-time, unqualified opinion, and no significant deficiencies or material weaknesses

● **Meets Standards:**

Submitted to Epicenter on-time, unqualified opinion, one or two significant deficiencies, and no material weaknesses

● **Does Not Meet Standards:**

Late submission to Epicenter, unqualified, one or more material weaknesses or more than two significant deficiencies, OR qualified opinion

Michigan State Tests by Grade

Subject	Grade(s)	Test
English Language Arts (ELA)	3 – 7	M-STEP
	8	PSAT
	11	SAT
Mathematics (Math)	3 – 7	M-STEP
	8	PSAT
	11	SAT
Social Studies	5, 8, 11	M-STEP
Science	5, 8, 11	M-STEP