

2024-25 School Performance Report

Black River Public School Elementary



www.gvsu.edu

513 Columbia Avenue
Holland, MI 49423

Grades Served: K - 5

Contract Grades: K - 5

Year Opened: 2015

School's Mission: Our mission is to prepare each student for college and for life through a challenging curriculum which accommodates individual learning styles. We want to have our students discover responsibility for their own lives as well as empathy for all people and cultures. Through a deep respect for independent thinking, we strive to guide our students in their personal growth toward a genuine self-knowledge so that they can achieve their full human potential.

2024-25 School Performance Report

Black River Public School Elementary

Current Contract Term Length

7 years

Contract Expiration Year

2028

Educational Service Provider

Black Pearl Educational Services

Board Members

Name	Board Role	Appointed	Term Ends
Elisabeth Bauman	President	July 12, 2019	June 30, 2026
Abraham Carrillo	Director	October 18, 2024	June 30, 2027
Craig Davis	Director	November 2, 2018	June 30, 2026
Kim Koeman	Director	October 18, 2024	June 30, 2027
Mary Mims	Director	April 15, 1998	June 30, 2028
Matthew Benson	Director	June 23, 2023	June 30, 2026
Sarah Bast	Director	June 24, 2022	June 30, 2028
Thomas McGough	Director	November 3, 2023	June 30, 2026
Timothy McDonald	Director	November 4, 2022	June 30, 2028



2024-25 School Performance Overview

Compliance Reporting Condition: **Exceeds Standard**

Financial Reporting Condition: **Meets Standard**

Academic Achievement:

M-STEP/PSAT: **Exceeds Standard**

Academic Growth:

English Language Arts (ELA): **Exceeds Standard**


Mathematics (Math): **Exceeds Standard**

2024-25 School Performance Report

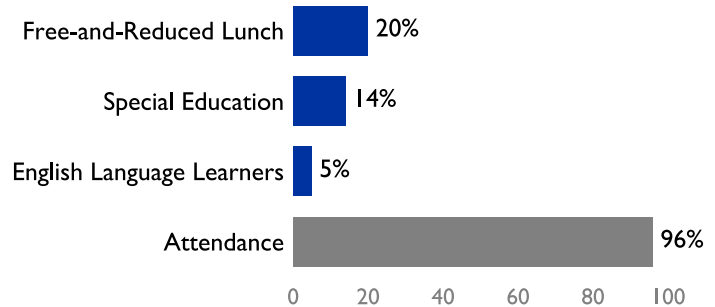
Black River Public School Elementary

School Characteristics

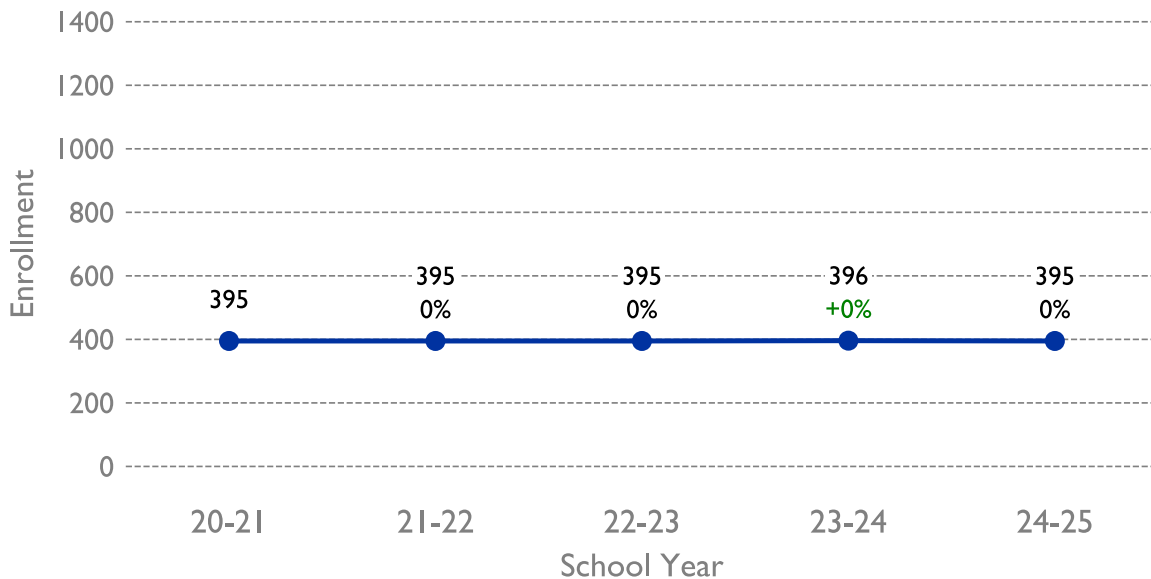
Student Resident Districts



Subgroup Enrollment and Attendance



5 Year Enrollment Trend



Enrollment by Grade and Year

Grade Level	20-21	21-22	22-23	23-24	24-25
K	66	65	65	66	66
1	66	64	66	65	65
2	66	68	64	63	66
3	66	66	68	70	66
4	67	66	67	66	68
5	64	66	65	66	64
Total	395	395	395	396	395
	20-21	21-22	22-23	23-24	24-25

* Data suppression

** Refer to year opened on cover

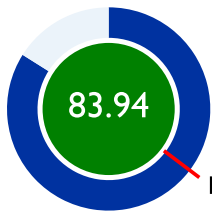
2024-25 School Performance Report

Black River Public School Elementary

Roster of Statistically Similar Schools

Distance in Miles	Peer School Name
0.98	Holland Language Academy at Van Raalte
1.14	Vanderbilt Charter Academy
1.15	Jefferson
1.59	Holland Heights
1.63	West

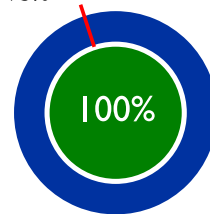
School Index




Minimum Threshold: 35.3*

Assessment Participation

Minimum Required: 95%**



MDE Designated Support Category:
Universal Support



*School Index minimum threshold is determined by MDE each year for bottom 5% of schools in the state.

**Assessment Participation minimum requirement of 95% is a federal requirement. Assessment participation reported in this report is measured based on the "number assessed" field in the spring (May) assessment results file divided by the "number enrolled" in the spring (Feb) audited student counts file.

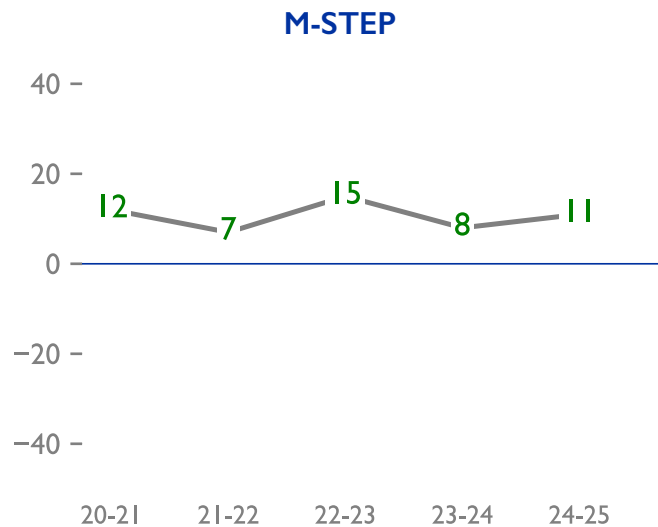
2024-25 School Performance Report

Black River Public School Elementary

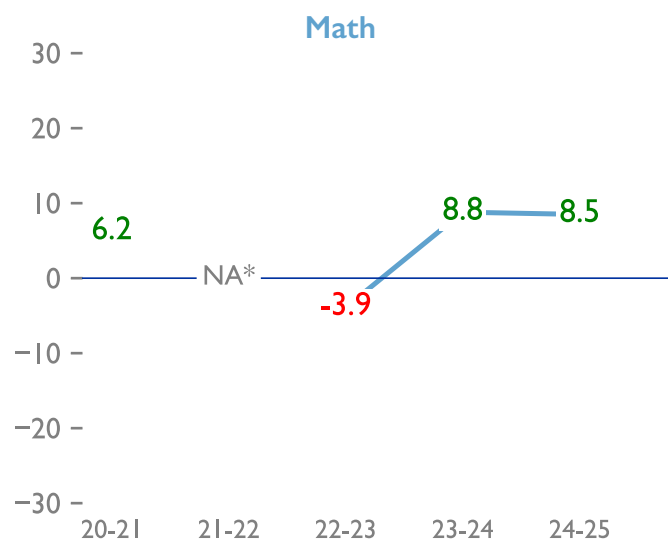
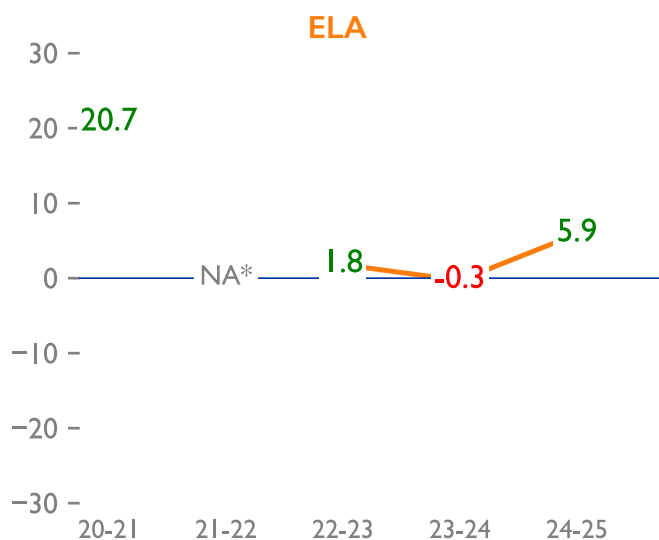
Charter Contract Academic Performance Trends

Academic outcomes are measured over time are the leading factor in any charter contract renewal recommendation to the GVSU Board of Trustees. GVSU recommends that boards and schools engage in conversations to see if the school has made meaningful, measurable progress toward its educational and other charter contract goals. See Appendix for explanation on calculations.

Achievement Performance Compared to Peer Schools Over Time



Growth Performance Compared to Peer Schools Over Time



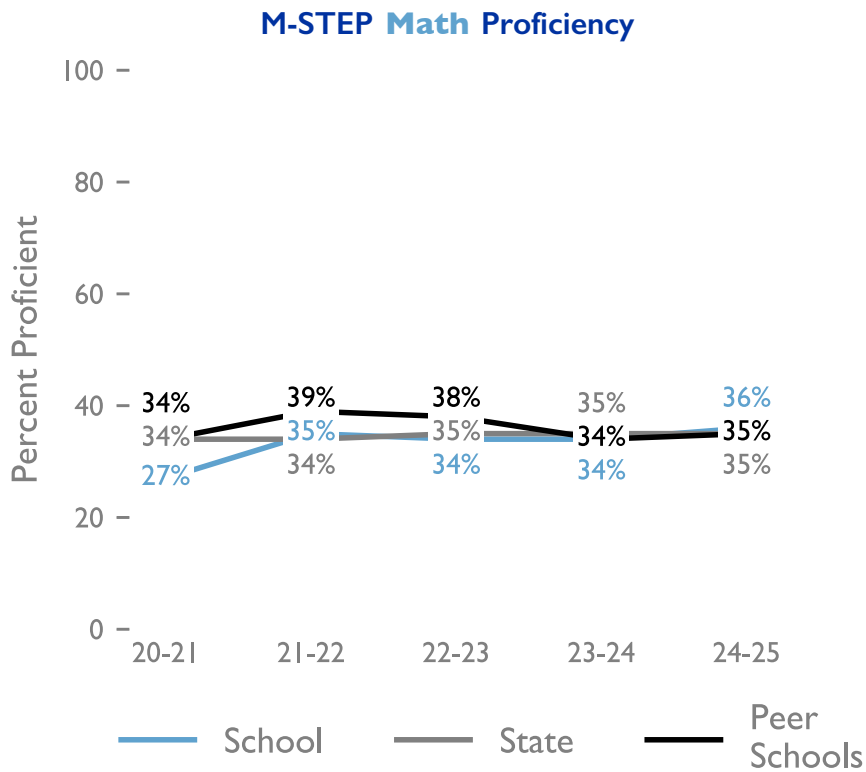
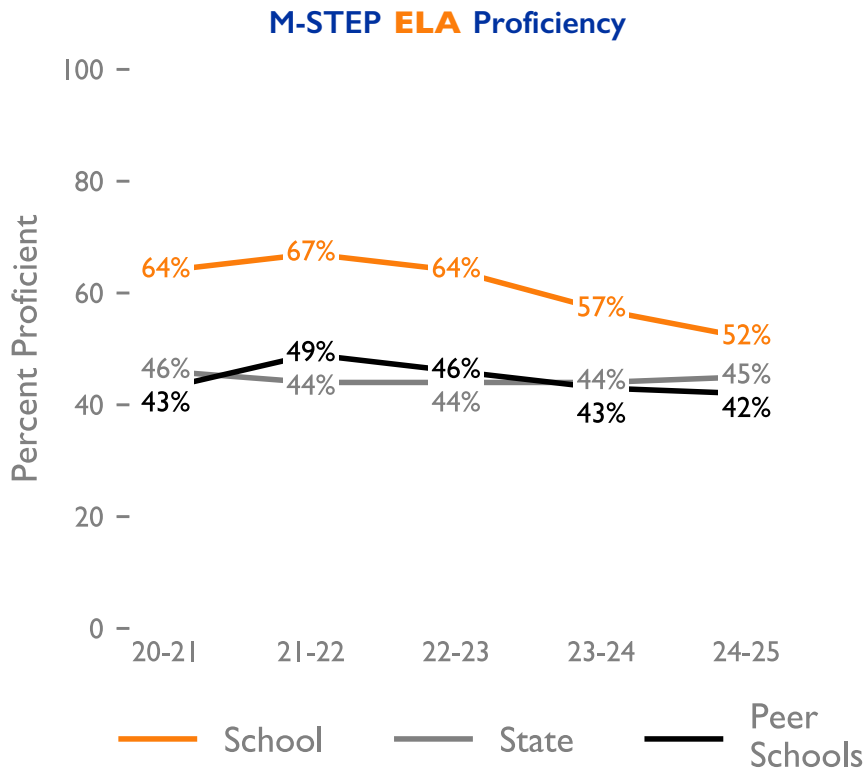
Note: Grade levels for which growth data are available for 2021-22 are limited due to no state testing in 2019-20 and low participation in state testing in 2020-21. Elementary grades did not receive a growth score.

* Data suppression

2024-25 School Performance Report

Black River Public School Elementary

M-STEP Proficiency Trends by Subject



* Data suppression

Appendix

Academic Achievement:

As measured by the state assessment, the school's percentage of total tested students in all tested grades identified as proficient in all tested subjects or identified as college ready as reported by the Michigan Department of Education will meet or exceed the select peer schools' mean percentage of total tested students in all tested grades identified as proficient in all tested subjects or identified as college ready. Select peer schools are the set of school buildings determined annually by GVSU to be the most demographically, socioeconomically, programmatically, and geographically similar to the school.

● **Exceeds Standards:**

the overall proficiency rate for all M-STEP & PSAT tested subjects and/or SAT total score of the academy is higher than the average overall proficiency rate of statistically similar schools.

● **Meets Standards:**

the overall proficiency rate for all M-STEP & PSAT tested subjects and/or SAT total score of the academy is the same as the average overall proficiency rate of statistically similar schools.

● **Does Not Meet Standards:**

the overall proficiency rate for all M-STEP & PSAT tested subjects and/or SAT total score of the academy is lower than the average overall proficiency rate of statistically similar schools.

Academic Growth:

As measured by the state assessment, the school's mean student growth percentile rank in English language arts and math will meet or exceed the select peer schools' mean student growth percentile rank. Select peer schools are the set of school buildings determined annually by GVSU to be the most demographically, socioeconomically, programmatically, and geographically similar to the school.

● **Exceeds Standards:**

for the content area, the overall SGP of the academy is higher than the average SGP of statistically similar schools.

● **Meets Standards:**

for the content area, the overall SGP of the academy is the same as the average SGP of statistically similar schools.

● **Does Not Meet Standards:**

for the content area, the overall SGP of the academy is lower than the average SGP of statistically similar schools.

Compliance Reporting Condition Definitions:

● **Exceeds Standards:**

At least 95% of board and school documents (combined) submitted to Epicenter on time

● **Meets Standards:**

At least 85% of board and school documents (combined) submitted to Epicenter on time

● **Does Not Meet Standards:**

Less than 85% board and school documents (combined) submitted to Epicenter on time

Appendix

Financial Condition Definitions:

● **Exceeds Standards:**

Submitted to Epicenter on-time, unqualified opinion, and no significant deficiencies or material weaknesses

● **Meets Standards:**

Submitted to Epicenter on-time, unqualified opinion, one or two significant deficiencies, and no material weaknesses

● **Does Not Meet Standards:**

Late submission to Epicenter, unqualified, one or more material weaknesses or more than two significant deficiencies, OR qualified opinion

Michigan State Tests by Grade

Subject	Grade(s)	Test
English Language Arts (ELA)	3 – 7	M-STEP
	8	PSAT
	11	SAT
Mathematics (Math)	3 – 7	M-STEP
	8	PSAT
	11	SAT
Social Studies	5, 8, 11	M-STEP
Science	5, 8, 11	M-STEP