



# 2024-25 School Performance Report

## Taylor Preparatory High School



[www.gvsu.edu](http://www.gvsu.edu)

9540 Telegraph Road

Taylor, MI 48180

Grades Served: 9 - 12

Contract Grades: 9 - 12

Year Opened: 2013

**School's Mission:** Our mission is to prepare each student for college success.

# 2024-25 School Performance Report

## Taylor Preparatory High School

### Current Contract Term Length

7 years

### Contract Expiration Year

2027

### Educational Service Provider

National Heritage Academies, Inc.

### Board Members

Name	Board Role	Appointed	Term Ends
John Losen	President	February 12, 2016	June 30, 2028
Jody Peczynski	Director	November 5, 2021	June 30, 2027
John Perfetti	Director	February 8, 2019	June 30, 2027
vacant seat	Director		June 30, 2026
vacant seat	Director		June 30, 2028



## 2024-25 School Performance Overview

Compliance Reporting Condition: **Exceeds Standard**

Financial Reporting Condition: **Exceeds Standard**

### Academic Achievement:

SAT: **Exceeds Standard**

### Academic Growth:

English Language Arts (ELA): **Exceeds Standard**

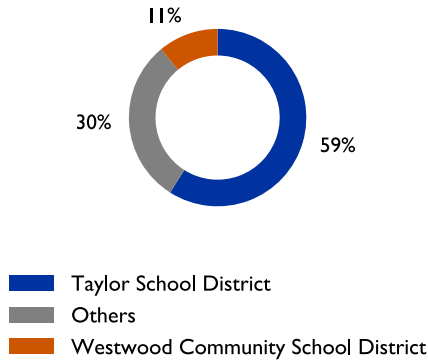
Mathematics (Math): **Exceeds Standard**

# 2024-25 School Performance Report

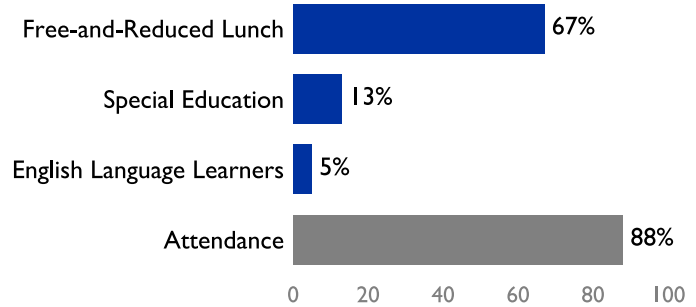
## Taylor Preparatory High School

### School Characteristics

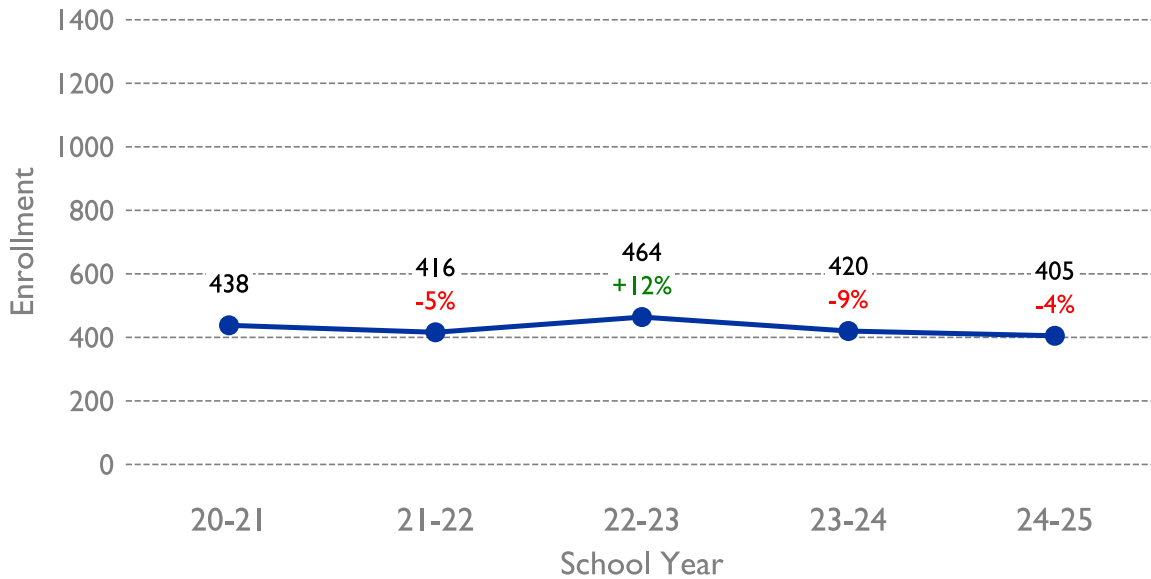
#### Student Resident Districts



#### Subgroup Enrollment and Attendance



#### 5 Year Enrollment Trend



#### Enrollment by Grade and Year

Grade Level	20-21	21-22	22-23	23-24	24-25
9	153	142	142	137	125
10	101	126	148	113	106
11	97	74	100	92	88
12	87	74	74	78	86
<b>Total</b>	<b>438</b>	<b>416</b>	<b>464</b>	<b>420</b>	<b>405</b>
	20-21	21-22	22-23	23-24	24-25

\* Data suppression

\*\* Refer to year opened on cover

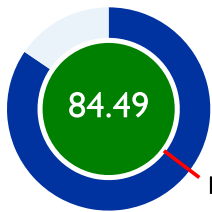
# 2024-25 School Performance Report

## Taylor Preparatory High School

### Roster of Statistically Similar Schools

Distance in Miles	Peer School Name
0.34	Taylor Career and Technical Center
1.22	Taylor High School
>2	Da Vinci Institute (9-12)
>2	Madison Academy - High School

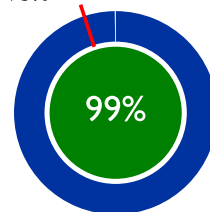
### School Index




Minimum Threshold: 35.3\*

### Assessment Participation

Minimum Required: 95%\*\*



MDE Designated Support Category:  
Universal Support



\*School Index minimum threshold is determined by MDE each year for bottom 5% of schools in the state.

\*\*Assessment Participation minimum requirement of 95% is a federal requirement. Assessment participation reported in this report is measured based on the "number assessed" field in the spring (May) assessment results file divided by the "number enrolled" in the spring (Feb) audited student counts file.

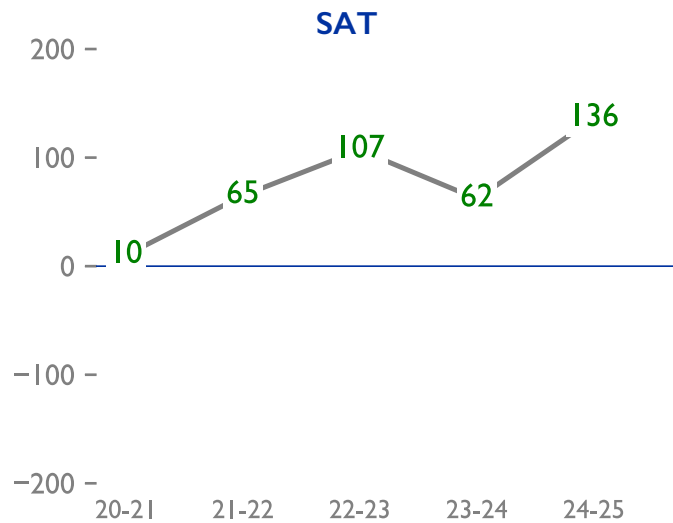
# 2024-25 School Performance Report

## Taylor Preparatory High School

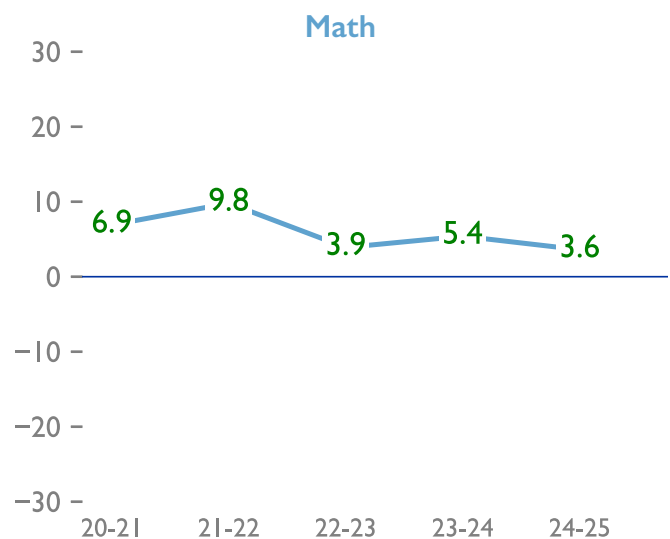
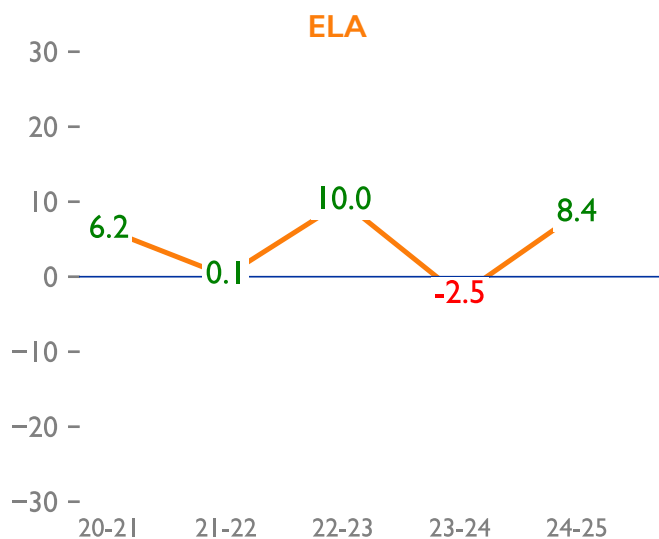
### Charter Contract Academic Performance Trends

Academic outcomes are measured over time are the leading factor in any charter contract renewal recommendation to the GVSU Board of Trustees. GVSU recommends that boards and schools engage in conversations to see if the school has made meaningful, measurable progress toward its educational and other charter contract goals. See Appendix for explanation on calculations.

### Achievement Performance Compared to Peer Schools Over Time



### Growth Performance Compared to Peer Schools Over Time



Note: Grade levels for which growth data are available for 2021-22 are limited due to no state testing in 2019-20 and low participation in state testing in 2020-21. Elementary grades did not receive a growth score.

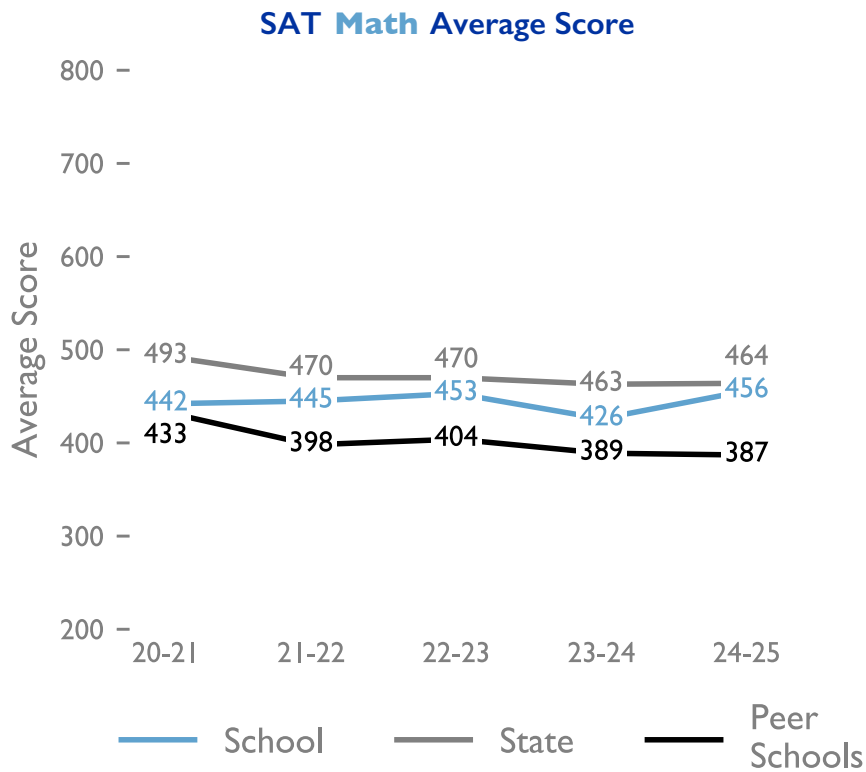
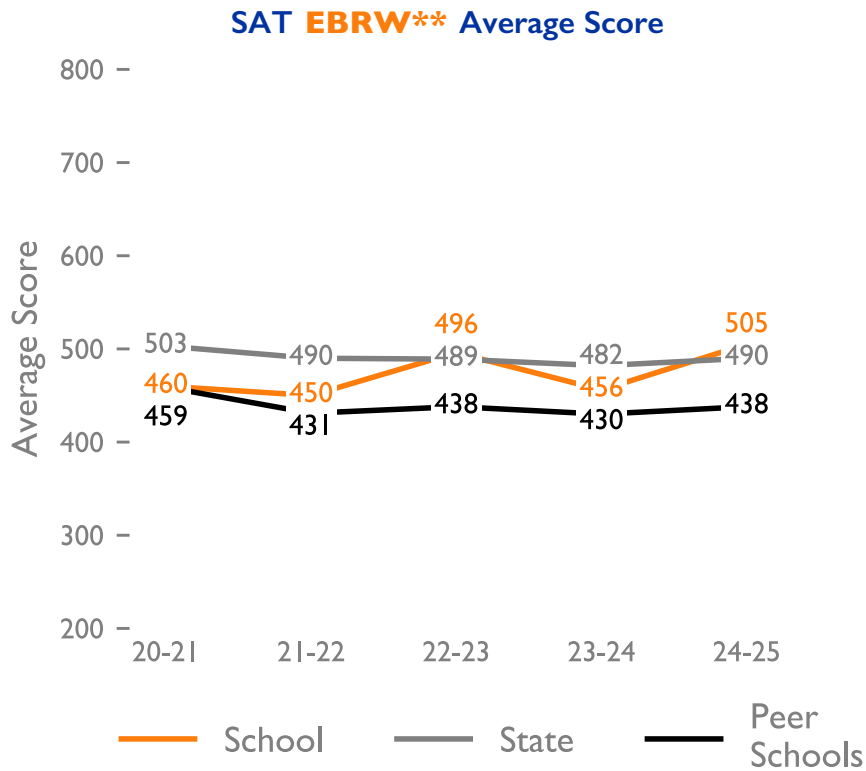
\* Data suppression

\*\* Evidence-Based Reading and Writing

# 2024-25 School Performance Report

## Taylor Preparatory High School

### SAT Average Score Trends by Subject



\* Data suppression

\*\* Evidence-Based Reading and Writing

### Appendix

#### Academic Achievement:

As measured by the state assessment, the school's percentage of total tested students in all tested grades identified as proficient in all tested subjects or identified as college ready as reported by the Michigan Department of Education will meet or exceed the select peer schools' mean percentage of total tested students in all tested grades identified as proficient in all tested subjects or identified as college ready. Select peer schools are the set of school buildings determined annually by GVSU to be the most demographically, socioeconomically, programmatically, and geographically similar to the school.

● **Exceeds Standards:**

the overall proficiency rate for all M-STEP & PSAT tested subjects and/or SAT total score of the academy is higher than the average overall proficiency rate of statistically similar schools.

● **Meets Standards:**

the overall proficiency rate for all M-STEP & PSAT tested subjects and/or SAT total score of the academy is the same as the average overall proficiency rate of statistically similar schools.

● **Does Not Meet Standards:**

the overall proficiency rate for all M-STEP & PSAT tested subjects and/or SAT total score of the academy is lower than the average overall proficiency rate of statistically similar schools.

#### Academic Growth:

As measured by the state assessment, the school's mean student growth percentile rank in English language arts and math will meet or exceed the select peer schools' mean student growth percentile rank. Select peer schools are the set of school buildings determined annually by GVSU to be the most demographically, socioeconomically, programmatically, and geographically similar to the school.

● **Exceeds Standards:**

for the content area, the overall SGP of the academy is higher than the average SGP of statistically similar schools.

● **Meets Standards:**

for the content area, the overall SGP of the academy is the same as the average SGP of statistically similar schools.

● **Does Not Meet Standards:**

for the content area, the overall SGP of the academy is lower than the average SGP of statistically similar schools.

#### Compliance Reporting Condition Definitions:

● **Exceeds Standards:**

At least 95% of board and school documents (combined) submitted to Epicenter on time

● **Meets Standards:**

At least 85% of board and school documents (combined) submitted to Epicenter on time

● **Does Not Meet Standards:**

Less than 85% board and school documents (combined) submitted to Epicenter on time

# 2024-25 School Performance Report

## Taylor Preparatory High School

### Appendix

#### Financial Condition Definitions:

● **Exceeds Standards:**

Submitted to Epicenter on-time, unqualified opinion, and no significant deficiencies or material weaknesses

● **Meets Standards:**

Submitted to Epicenter on-time, unqualified opinion, one or two significant deficiencies, and no material weaknesses

● **Does Not Meet Standards:**

Late submission to Epicenter, unqualified, one or more material weaknesses or more than two significant deficiencies, OR qualified opinion

#### Michigan State Tests by Grade

Subject	Grade(s)	Test
English Language Arts (ELA)	3 – 7	M-STEP
	8	PSAT
	11	SAT
Mathematics (Math)	3 – 7	M-STEP
	8	PSAT
	11	SAT
Social Studies	5, 8, 11	M-STEP
Science	5, 8, 11	M-STEP