



# 2024-25 School Performance Report

## Grand River Preparatory High School



[www.gvsu.edu](http://www.gvsu.edu)

650 52nd Street SE  
Grand Rapids, MI 49548

Grades Served: 9 - 12

Contract Grades: 9 - 12

Year Opened: 2008

**School's Mission:** Our mission is to prepare each student for college success.

# 2024-25 School Performance Report

## Grand River Preparatory High School

### Current Contract Term Length

7 years

### Contract Expiration Year

2029

### Educational Service Provider

National Heritage Academies, Inc.

### Board Members

Name	Board Role	Appointed	Term Ends
David Hebert	President	July 13, 2018	June 30, 2027
Andrew De Vries Jr.	Director	February 13, 2015	June 30, 2026
John Booy	Director	February 13, 2015	June 30, 2026
Patti Zehr	Director	July 15, 2015	June 30, 2026
Sandra Ghoston-Jones	Director	June 24, 2022	June 30, 2028



## 2024-25 School Performance Overview

Compliance Reporting Condition: **Exceeds Standard**

Financial Reporting Condition: **Exceeds Standard**

### Academic Achievement:

SAT: **Exceeds Standard**

### Academic Growth:

English Language Arts (ELA): **Exceeds Standard**

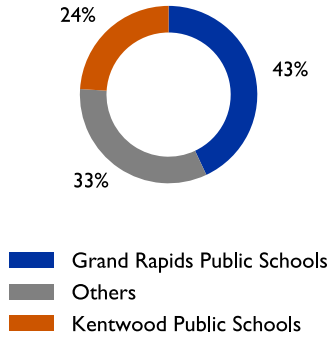
Mathematics (Math): **Exceeds Standard**

# 2024-25 School Performance Report

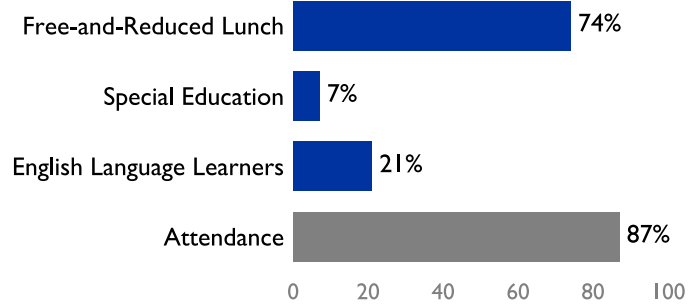
## Grand River Preparatory High School

### School Characteristics

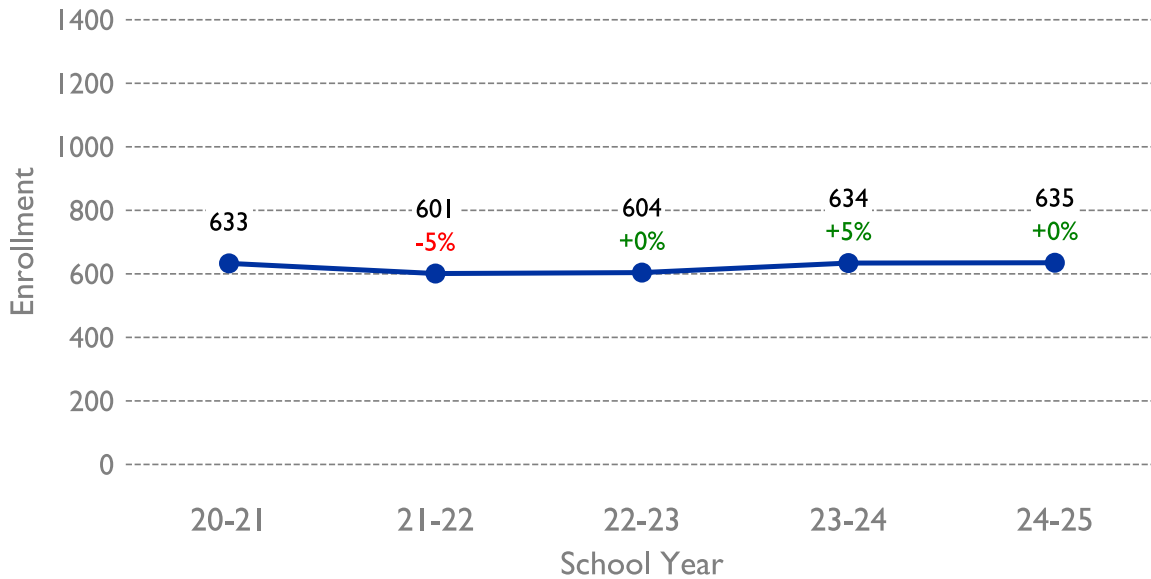
#### Student Resident Districts



#### Subgroup Enrollment and Attendance



#### 5 Year Enrollment Trend



#### Enrollment by Grade and Year

Grade Level	20-21	21-22	22-23	23-24	24-25
9	207	196	160	179	216
10	156	168	175	149	145
11	131	115	152	148	136
12	139	122	117	158	138
<b>Total</b>	<b>633</b>	<b>601</b>	<b>604</b>	<b>634</b>	<b>635</b>
	20-21	21-22	22-23	23-24	24-25

\* Data suppression

\*\* Refer to year opened on cover

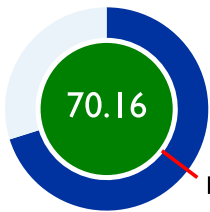
# 2024-25 School Performance Report

## Grand River Preparatory High School

### Roster of Statistically Similar Schools

Distance in Miles	Peer School Name
1.00	54th Street Academy
1.02	Kelloggsville High School
1.85	East Kentwood High School
>2	Breckenridge High School
>2	Martin High School
>2	Merrill High School
>2	Munising High and Middle School

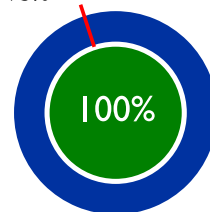
### School Index




Minimum Threshold: 35.3\*

### Assessment Participation

Minimum Required: 95%\*\*



MDE Designated Support Category:  
Universal Support



\*School Index minimum threshold is determined by MDE each year for bottom 5% of schools in the state.

\*\*Assessment Participation minimum requirement of 95% is a federal requirement. Assessment participation reported in this report is measured based on the "number assessed" field in the spring (May) assessment results file divided by the "number enrolled" in the spring (Feb) audited student counts file.

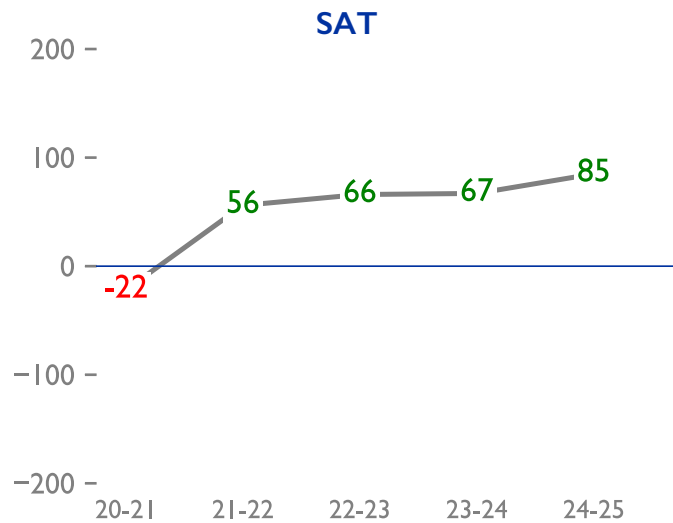
# 2024-25 School Performance Report

## Grand River Preparatory High School

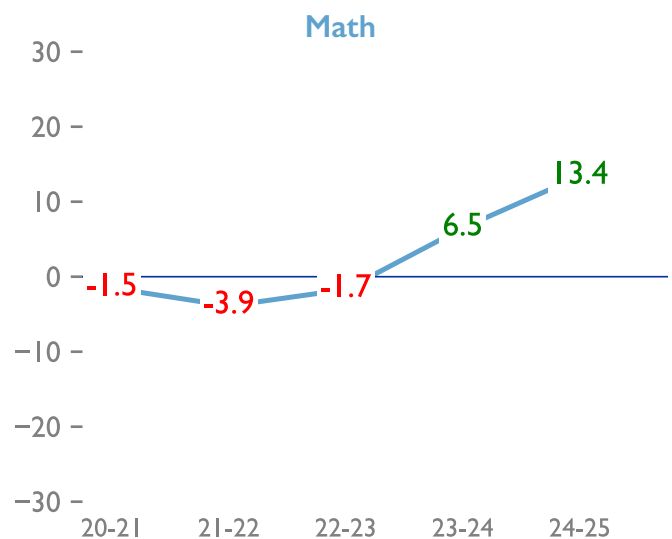
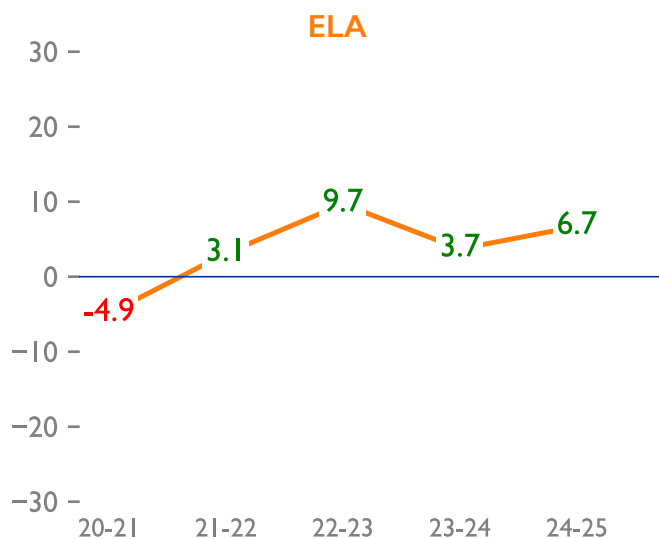
### Charter Contract Academic Performance Trends

Academic outcomes are measured over time are the leading factor in any charter contract renewal recommendation to the GVSU Board of Trustees. GVSU recommends that boards and schools engage in conversations to see if the school has made meaningful, measurable progress toward its educational and other charter contract goals. See Appendix for explanation on calculations.

### Achievement Performance Compared to Peer Schools Over Time



### Growth Performance Compared to Peer Schools Over Time



Note: Grade levels for which growth data are available for 2021-22 are limited due to no state testing in 2019-20 and low participation in state testing in 2020-21. Elementary grades did not receive a growth score.

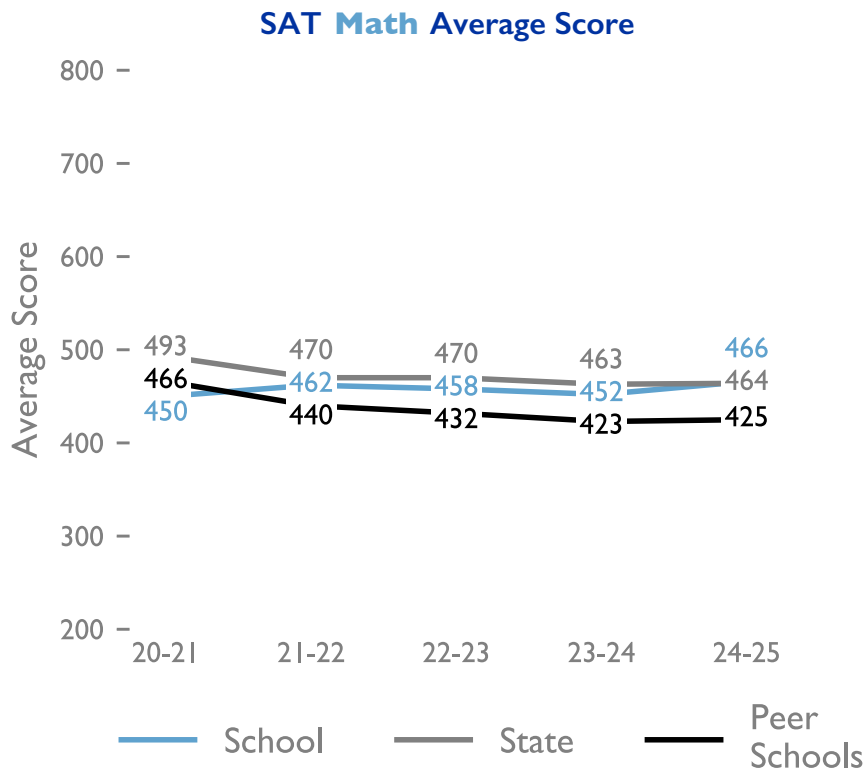
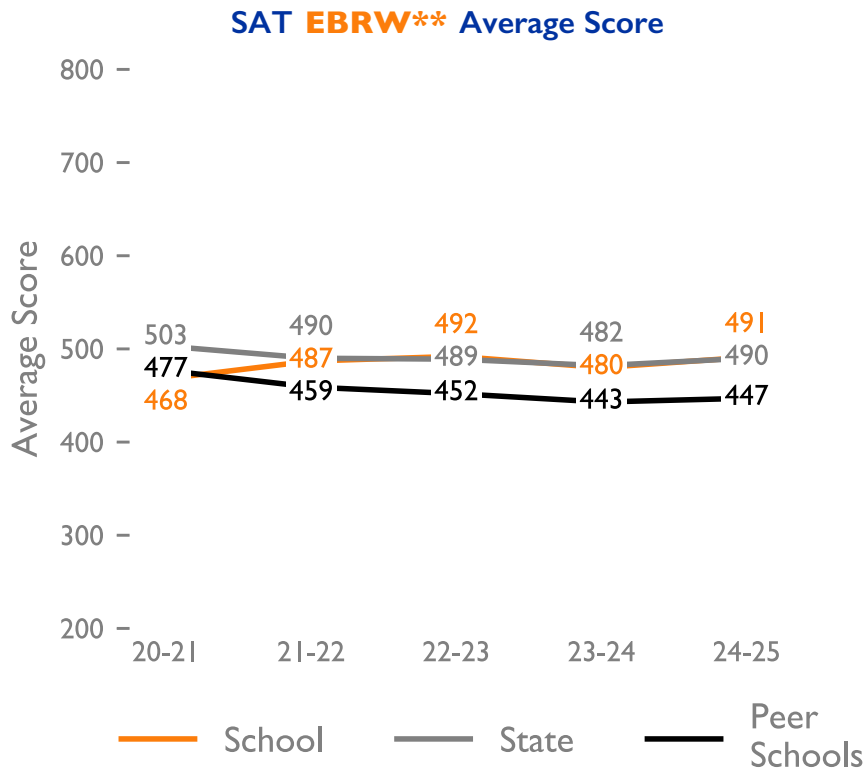
\* Data suppression

\*\* Evidence-Based Reading and Writing

# 2024-25 School Performance Report

## Grand River Preparatory High School

### SAT Average Score Trends by Subject



\* Data suppression

\*\* Evidence-Based Reading and Writing

### Appendix

#### Academic Achievement:

As measured by the state assessment, the school's percentage of total tested students in all tested grades identified as proficient in all tested subjects or identified as college ready as reported by the Michigan Department of Education will meet or exceed the select peer schools' mean percentage of total tested students in all tested grades identified as proficient in all tested subjects or identified as college ready. Select peer schools are the set of school buildings determined annually by GVSU to be the most demographically, socioeconomically, programmatically, and geographically similar to the school.

● **Exceeds Standards:**

the overall proficiency rate for all M-STEP & PSAT tested subjects and/or SAT total score of the academy is higher than the average overall proficiency rate of statistically similar schools.

● **Meets Standards:**

the overall proficiency rate for all M-STEP & PSAT tested subjects and/or SAT total score of the academy is the same as the average overall proficiency rate of statistically similar schools.

● **Does Not Meet Standards:**

the overall proficiency rate for all M-STEP & PSAT tested subjects and/or SAT total score of the academy is lower than the average overall proficiency rate of statistically similar schools.

#### Academic Growth:

As measured by the state assessment, the school's mean student growth percentile rank in English language arts and math will meet or exceed the select peer schools' mean student growth percentile rank. Select peer schools are the set of school buildings determined annually by GVSU to be the most demographically, socioeconomically, programmatically, and geographically similar to the school.

● **Exceeds Standards:**

for the content area, the overall SGP of the academy is higher than the average SGP of statistically similar schools.

● **Meets Standards:**

for the content area, the overall SGP of the academy is the same as the average SGP of statistically similar schools.

● **Does Not Meet Standards:**

for the content area, the overall SGP of the academy is higher than the average SGP of statistically similar schools.

#### Compliance Reporting Condition Definitions:

● **Exceeds Standards:**

At least 95% of board and school documents (combined) submitted to Epicenter on time

● **Meets Standards:**

At least 85% of board and school documents (combined) submitted to Epicenter on time

● **Does Not Meet Standards:**

Less than 85% board and school documents (combined) submitted to Epicenter on time

# 2024-25 School Performance Report

## Grand River Preparatory High School

### Appendix

#### Financial Condition Definitions:

● **Exceeds Standards:**

Submitted to Epicenter on-time, unqualified opinion, and no significant deficiencies or material weaknesses

● **Meets Standards:**

Submitted to Epicenter on-time, unqualified opinion, one or two significant deficiencies, and no material weaknesses

● **Does Not Meet Standards:**

Late submission to Epicenter, unqualified, one or more material weaknesses or more than two significant deficiencies, OR qualified opinion

#### Michigan State Tests by Grade

Subject	Grade(s)	Test
English Language Arts (ELA)	3 – 7	M-STEP
	8	PSAT
	11	SAT
Mathematics (Math)	3 – 7	M-STEP
	8	PSAT
	11	SAT
Social Studies	5, 8, 11	M-STEP
Science	5, 8, 11	M-STEP