

# 2023-24 School Performance Report

## Crossroads Charter Academy Elementary



[www.gvsu.edu](http://www.gvsu.edu)

215 North State Street  
Big Rapids, MI 49307

Grades Served: K-5

Contract Grades: K-5

Year Opened: 1998

**School's Mission:** The Crossroads Charter Academy community aims to guide each student to reach their full potential as a productive citizen with high moral character.

# 2023-24 School Performance Report

## Crossroads Charter Academy Elementary

### Current Contract Term Length

3 years

### Contract Expiration Year

2025

### Board Members

Name	Board Role	Appointed	Term Ends
Dominic Pace	President	November 6, 2015	June 30, 2027
Andrew Peterson	Director	December 13, 2023	June 30, 2027
Howard Bowersox	Director	July 27, 2024	June 30, 2025
Joseph Wendlowsky	Director	July 27, 2024	June 30, 2027
Suzanne Finney	Director	February 24, 2023	June 30, 2025

### Educational Service Provider

CS Partners

### Academy Description

CAR2ES, inspired by the academy's approach to positive behavioral support, guides the work.



### CSO Capacity Analysis

Crossroads Charter Academy continues to struggle with enrollment, academic performance, and leadership and staff turnover. Additionally, the academy continues to struggle with the implementation of a cohesive curriculum. The school consolidated into one building to improve its financial condition. The board has remained steadfast and focused on the school's continued challenges. Their commitment to a successful turn-around is commendable.

# 2023-24 School Performance Report

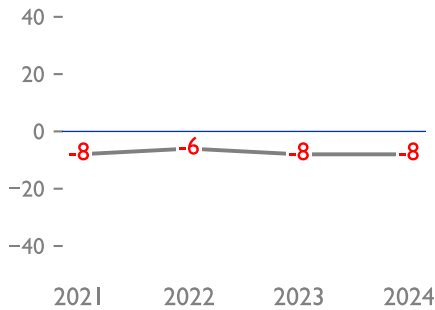
## Crossroads Charter Academy Elementary

### Educational Goals

Difference between the academy and statistically similar schools on M-STEP Proficiency, SAT Total Score, and Student Growth Percentile (SGP).

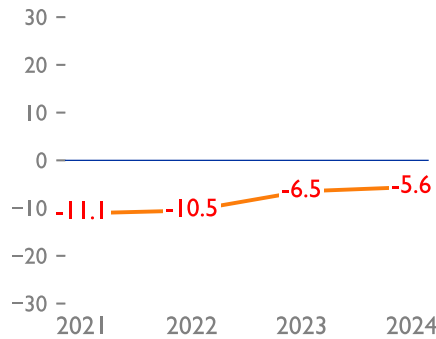
Proficiency Delta

M-STEP

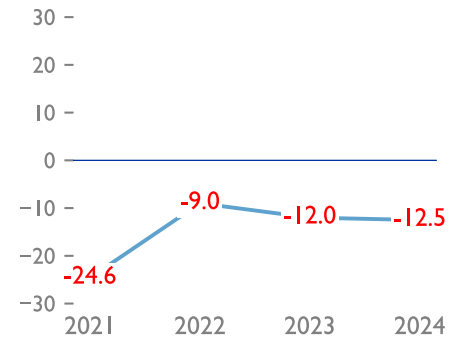


Student Growth Percentiles (SGP) Delta

ELA



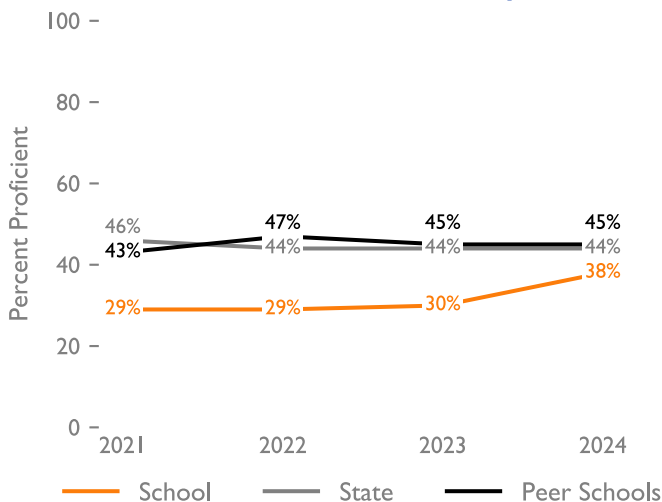
Math



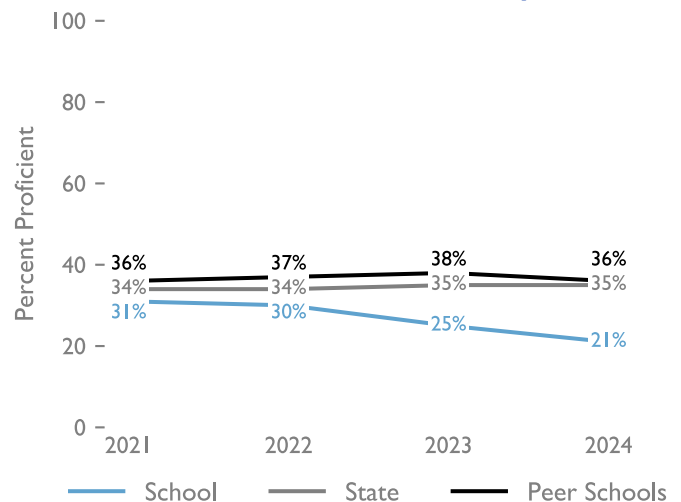
### M-STEP Proficiency Trends by Subject

School's data compared to Peer Schools and State Proficiency.

M-STEP ELA Proficiency



M-STEP Math Proficiency



This space reserved for SAT charts  
(not applicable here)

Note: Grade levels for which growth data are available for 2021-22 are limited due to no state testing in 2019-20 and low participation in state testing in 2020-21. Elementary grades did not receive a growth score.

\* Data suppression


# 2023-24 School Performance Report

## Crossroads Charter Academy Elementary

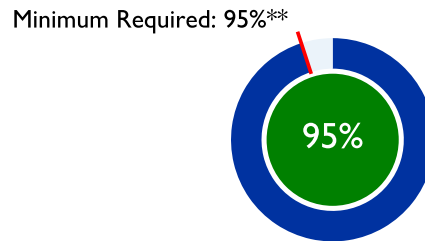
### Roster of Statistically Similar Schools

Distance in Miles	Peer School Name
0.28	Big Rapids Middle School
0.48	Brookside Elementary School
0.83	Riverview Elementary School
>2	Colon Elementary School
>2	Suttons Bay Elementary School
>2	Three Oaks Elementary School
>2	William G. Mather Elementary School

### School Index



### Assessment Participation



### Universal Support

### Compliance Reporting Condition: Exceeds Standard

#### Exceeds Standards:

- At least 95% of board and school documents (combined) submitted to Epicenter on time

#### Meets Standards:

At least 85% of board and school documents (combined) submitted to Epicenter on time

#### Does Not Meet Standards:

Less than 85% board and school documents (combined) submitted to Epicenter on time

### Financial Condition: Exceeds Standard

#### Exceeds Standards:

- Submitted to Epicenter on-time, unqualified opinion, and no significant deficiencies or material weaknesses

#### Meets Standards:

Submitted to Epicenter on-time, unqualified opinion, one or two significant deficiencies, and no material weaknesses

#### Does Not Meet Standards:

Late submission to Epicenter, unqualified, one or more material weaknesses or more than two significant deficiencies, OR qualified opinion

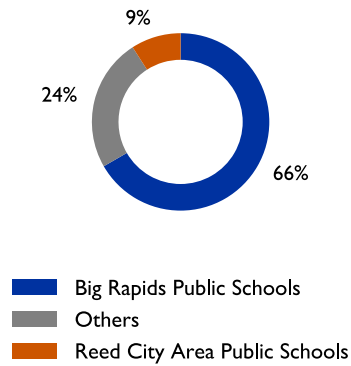
\*School Index minimum threshold is determined by MDE each year for bottom 5% of schools in the state.

\*\*Assessment Participation minimum requirement of 95% is a federal requirement. Assessment participation reported in this report is measured based on the "number assessed" field in the spring (May) assessment results file divided by the "number enrolled" in the spring (Feb) audited student counts file.

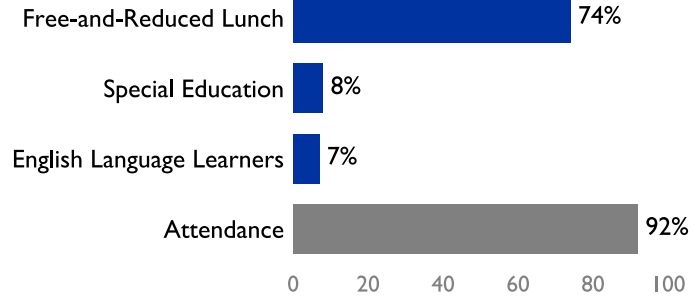
# 2023-24 School Performance Report

## Crossroads Charter Academy Elementary

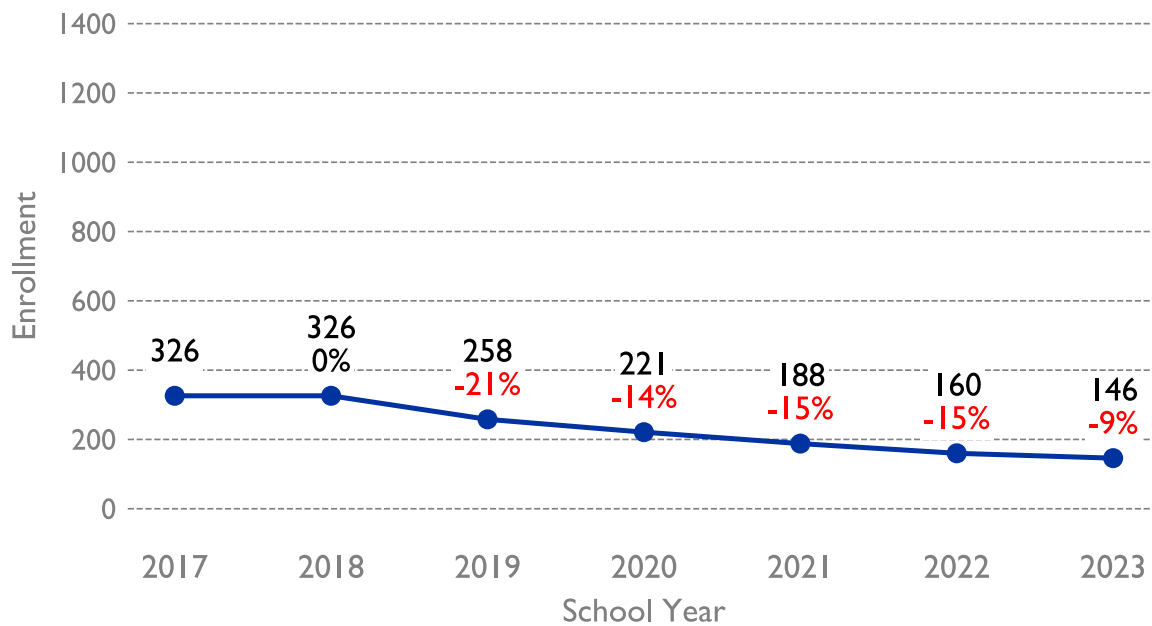
### Student Resident Districts



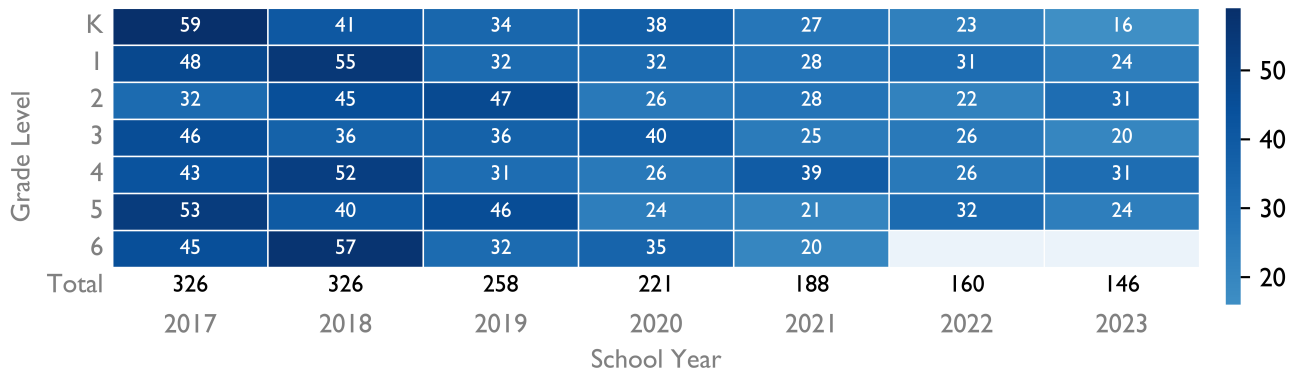
### Subgroup Enrollment and Attendance



### 7 Year Enrollment Trend



### Enrollment by Grade and Year



\* Data suppression

\*\* Refer to year opened on cover