

# 2021-22 School Performance Report

Lincoln-King Adams-Young High School - Scholastica Campus



## Grade Configuration

9-10 (K-12 Contract)

## Current Contract Term Length

5 years (2026)

## Education Service Provider

Cornerstone Education Group

## Location

17351 Southfield Road, Detroit, MI 48235

## Board President

Horace Sheffield

## Board Members

Gerald Seizert, Michael Dixon, Michael Mortimer, Lawrence Baker

## CSO Capacity Analysis

Lincoln-King Adams-Young Academy Middle and High Schools are finding fiscal and organizational stability after its first year as an independent district, having split from the Washington-Parks Academy District at the close of the 2020-21 academic year. Academically, the school has struggled to meet its educational goals as stated in the charter contract. The CSO has observed that the academy board is actively pursuing steps to improve its effectiveness. The CSO has also observed that the board, academy leadership, and education service provider are aligned in their work to further the mission of the academy and increase academic outcomes. The CSO has observed that the academy consistently struggles to meet deadlines for compliance reporting, as set in the Master Calendar of Reporting Requirements in the charter contract. Additionally, the school ended the year in a financial deficit and will be obligated to submit a Deficit Elimination Plan with the Michigan Department of Education. In total, the CSO believes that the academy has the supports in place to increase its capacity to grow its educational program and strengthen student outcomes, especially with the plan to consolidate all high school grades to one building in 2022-2023.

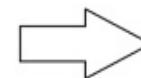
## Summary

Cornerstone’s Lincoln-King High School served grades 9-12 across two campuses, the Scholastica Campus (grades 9-10) and the Grove Campus (grades 11-12). The academy offers partnerships with colleges and universities, global companies and community organizations to create opportunities for students. Highly-qualified, passionate faculty and staff create challenging, relevant, and meaningful lessons, while caring for the whole child.

## Highlights

The academy boasts an award-winning DECA program.

The academy offers students the opportunity to participate in National Honor Society.



# 2021-22 School Performance Report

Lincoln-King Adams-Young High School - Scholastica Campus



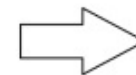
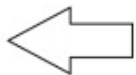
## 2022 Spring M-STEP (3-7) and PSAT (8) ELA PL

## 2022 Spring M-STEP (3-7) and PSAT (8) Math PL

**Educational Goals:** Difference between the academy and statistically similar schools on M-STEP Proficiency, Student Growth Percentile, and SAT Total Score.

\*Growth measures rely on multiple years of data and 2019-20 is unavailable (due to no testing that year) and 2020-21 had low participation and will not be used. Only the following grades and subjects are expected to have student growth reported for 2021-22: Grades 6, 7, 8 and 11. \*\*No data due to cancellation of state testing due to COVID-19. \*\*\*Data may be less reliable than in previous years due to testing conditions. NA\* represents data suppression.

<b>2022 School Index (Threshold 23.88)</b> 28.63	<b>2022 ELA Student Growth Percentile*</b> NA	<b>2022 Math Student Growth Percentile*</b> NA
<b>M-STEP Academic Trend 2020**</b> NA	<b>M-STEP Academic Trend 2021***</b> NA	<b>M-STEP Academic Trend 2022</b> NA*
<b>2022 SAT Reading and Writing</b> NA	<b>2022 SAT Mathematics</b> NA	<b>2022 SAT Total Score</b> NA
<b>SAT Academic Trend 2020**</b> NA	<b>SAT Academic Trend 2021***</b> NA	<b>SAT Academic Trend 2022</b> NA



# 2021-22 School Performance Report

Lincoln-King Adams-Young High School - Scholastica Campus



## Roster of Statistically Similar Schools\*

- Martin Luther King, Jr. Education Center Academy, 0.4 mi
- King, John R. Academic and Performing Arts Academy, 0.7 mi
- David Ellis Academy, 1.1 mi
- Mary McLeod Bethune Elementary-Middle School, > 1.4 mi
- Burns Elementary-Middle School, 1.6 mi
- International Preparatory Academy - MacDowell Campus, 1.6 mi

\*List of school buildings determined annually by GVSU to be the most demographically, socioeconomically, programmatically, and geographically similar to the school.

## 2022 Test Participation Rate

Spring 2022 State average test participation rate is 94.7%.

Any school below 95% participation rate will be marked in red.

### Educational Goals on Charter Contract ( Schedule 7-1)

#### Academic Achievement

As measured by the state assessment, the school's percentage of total tested students in all tested grades identified as proficient in all tested subjects or identified as college ready as reported by the Michigan Department of Education will meet or exceed the select peer schools' mean reported percentage of total tested students in all tested grades identified as proficient in all tested subjects or identified as college ready.

#### Academic Growth

As measured by the state assessment, the school's mean student growth percentile rank in English language arts and math will meet or exceed the select peer schools' mean student growth percentile rank.

## Compliance Reporting Condition

Exceeds Standards: At least 95% of board and school documents (combined) submitted to Epicenter on time

Meets Standards: At least 85% of board and school documents (combined) submitted to Epicenter on time

Does not Meet Standards

Does Not Meet Standards: Less than 85% board and school documents (combined) submitted to Epicenter on time

## Financial Condition

Exceeds Standards: Submitted to Epicenter on-time, unqualified opinion, and no significant deficiencies or material weaknesses

Meets Standards: Submitted to Epicenter on-time, unqualified opinion, one or two significant deficiencies, and no material weaknesses

Does Not Meet Standards

Does Not Meet Standards: Late submission to Epicenter, unqualified, one or more material weaknesses or more than two significant deficiencies, OR qualified opinion




# 2021-22 School Performance Report

Lincoln-King Adams-Young High School - Scholastica Campus



## 2021-22 Student Resident Districts Student Resident Districts Legend



Blue: DPSCD 100%

## 2021-22 Attendance Rate

81%

## 2021-22 Free and Reduced Lunch

100%

## 2021-22 Special Education Enrollment

14%

## 2021-22 English Language Learners

## 3 Year Enrollment

