

2023-24 School Performance Report

Saginaw Covenant Academy



Grade Configuration

9-12 (9-12 Contract)

Current Contract Term Length

7 Years (2025)

Education Service Provider

COVENANT ACADEMIES FOUNDATION

Location

508 S WASHINGTON AVE SAGINAW MI 48607

Board President

Ty Mier

Board Members

Elsa Olvera, Rebecca Gerzseny, Carrie Schultz, Michael Jury

CSO Capacity Analysis

NA

Summary

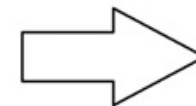
Saginaw Covenant Academy is a year-round, alternative high school for disengaged and dropout youth ages 15-22. The academy believes that all students are valuable members of the community and will be guided by caring and compassionate staff who work to educate and guide towards post-secondary careers, training, and college with absolute respect and unconditional love while offering hope and encouragement to students. The academy meets students where they are and works with them to identify and eliminate barriers preventing them from achieving their diploma.

Highlights

In the 23/24 school year, NWEA math went from the 48th percentile in winter to the 69th percentile in spring. Student achievement for NWEA reading went from 27th percentile in the winter to 32nd percentile in the spring.

During the 23/24 school year, the Employment and Education program worked with 64 students and assisted them in finding and keeping employment while continuing to make progress in school.

17 students graduated in the 23-24 school year. All but two had post-secondary plans that included college, skilled trades and military.



2023-24 School Performance Report

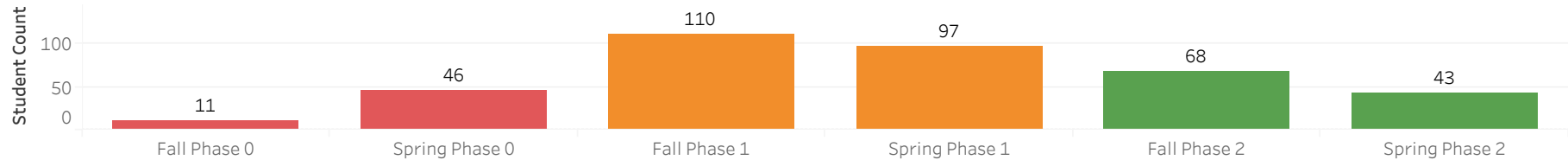
Saginaw Covenant Academy



Educational Goals (Schedule 7-1) and Evaluation

Phases: Each student enrolled at the school shall annually (Fall and Spring) be classified by the school based on the phase of learning that the student is in.

Fall-Spring Phases



Phase 0: *Student has enrolled at the school, but has little to no live attendance (<20%).*Student has either not engaged or has minimally engaged in the school's online course platform, if any.

Phase 1: *Student sporadically attends the school (20-65%).
*External barriers sometimes negatively affect academic success.

Phase 2: *Student regularly attends the school (66% or more).
*Student is earning credits at a pace of 4 credits/year or more.
*Student regularly engages in and completes coursework through the school's online course platform, if any. Student exhibits positive behaviors, mindsets that align with academic success regardless of external barriers.

Phase Movement: 65% of students move up at least one phase during the academic year, maintain Phase 2 status, and/or graduate.	Positive Phase Movement and Graduates Student Count	Fall to Spring Matched and Graduates Student Count	Positive Phase Movement Percent
	51	134	38%

Phase Goals. The following goals are established for each phase of student learning:

Student Growth Target	Student Growth Performance	Student Progress Target	Student Progress Performance	Student Engagement Target	Student Engagement Performance
Not factored into goal calculation.	Student Growth Phase 0	65% of students earn at least 2.0 credits during the academic year.	Student Progress Phase 0 75%	70% of students engage at a rate between 25% and 49%.	Student Engagement Phase 0 75%
65% of students show positive RIT growth in NWEA MAP reading and math.	Student Growth Phase 1	65% of students either earn 3-5.5 credits during the academic year or graduate.	Student Progress Phase 1 77%	70% of students engage at a rate between 50% and 79%.	Student Engagement Phase 1 68%
65% of students meet their annual RIT growth target in NWEA MAP reading and math.	Student Growth Phase 2	65% of students either earn 6.0 or more credits during the academic year or graduate.	Student Progress Phase 2 71%	70% of students engage at a rate of greater than 80%.	Student Engagement Phase 2 37%



Evaluation. The rubric that will be used to assess these goals is as follows:

Student Growth Evaluation	Student Progress Evaluation	Student Engagement Evaluation	Phase Movement Evaluation
NA*	Meets	Does Not Meet	Does Not Meet

Student Growth (NWEA MAP Growth) Key

Meets: School meets growth targets for all phases.
Partially Meets: School meets growth targets for the majority of phases.
Does Not Meet: School does not meet growth targets for the majority of phases.

Student Progress Key

Meets: School meets student progress targets for all phases.
Partially Meets: School meets student progress targets for the majority of phases.
Does Not Meet: School does not meet student progress targets for the majority of phases.

Student Engagement Key

Meets: School meets student engagement targets for all phases.
Partially Meets: School meets student engagement targets for the majority of phases.
Does Not Meet: School does not meet student engagement targets for the majority of phases.

Phase Movement Key

Meets: Green: 65% of students move up at least one phase during the academic year, maintain Phase 2 status, and/or graduate.
Does Not Meet: Red

*Less than 10 students tested or matched

Compliance Reporting Condition

Exceeds Standard

Exceeds Standards: At least 95% of board and school documents (combined) submitted to Epicenter on time.

Meets Standards: At least 85% of board and school documents (combined) submitted to Epicenter on time.

Does Not Meet Standards: Less than 85% board and school documents (combined) submitted to Epicenter on time.

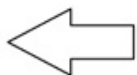
Financial Condition

Exceeds Standard

Exceeds Standards: Submitted to Epicenter on-time, unqualified opinion, and no significant deficiencies or material weaknesses.

Meets Standards: Submitted to Epicenter on-time, unqualified opinion, one or two significant deficiencies, and no material weaknesses.

Does Not Meet Standards: Late submission to Epicenter, unqualified, one or more material weaknesses or more than two significant deficiencies, OR qualified opinion.

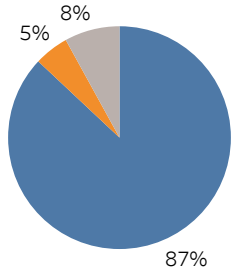


2023-24 School Performance Report

Saginaw Covenant Academy



2023-24 Student Resident Districts Student Resident Districts Legend



Blue: Saginaw, School District of the City of 87%
 Orange: Bridgeport-Spaulding Community School District 5%
 Gray: Others 8%

2023-24 Attendance Rate

75%

2023-24 Free and Reduced Lunch

99%

2023-24 Special Education Enrollment

26%

2023-24 English Language Learners

6%

3 Year Enrollment

