

## 2022-23 School Performance Report

The Greenspire High School



### Grade Configuration

9-12 (6-12 Contract)

### Current Contract Term Length

7 years (2026)

### Education Service Provider

Charter HR Educational Services

### Location

2200 Dendrinos Dr, Traverse City, MI 49684

### Board President

Yvette Babin-Ringsmuth

### Board Members

Meagan Batdorff, Marco Cabrera, Robert Kuhn, Marguerite Cotto, Luis Pardo, Constanza Hazelwood

### CSO Capacity Analysis

The Greenspire School, serving grades 6-12 at two campus locations, has demonstrated organizational and fiscal viability. The CSO observed that the academy maintained strong enrollment and continues to be an attractive option for area families, especially given its project-based curricula, early middle college options, and environmental focus. The CSO observed that the academy continually exceeds compliance and financial reporting measures from the CSO while maintaining a positive fund balance. The academy has been proactive to support student learning and to align practices between the two campuses, and it has reorganized leadership to support this effort. The CSO is confident that proactive measures have been taken to build capacity to help the academy achieve its educational goals.

### Summary

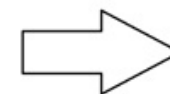
The Greenspire School is an independent public charter school authorized by Grand Valley State University. The high school campus is located in the University Center of Northwestern Michigan College, offering a unique educational experience for students in grades 9-12. The high school incorporates project-based learning and environmental appreciation. The academy's five innovative academic program pathways allow students to earn college credit and even the ability to earn an associate degree prior to graduation.

### Highlights

Students complete a college preparatory high school curriculum through an inquiry-based cohort pathway experience. Each pathway is designed to meet student interests, provide academic rigor, and open up vast areas of study and career options.

The academy's Project-Based Learning environment emphasizes hands-on, inquiry-based experience and collaboration with community partners.

The academy understands the educational, emotional, and social benefits of experiences in the natural world, and utilizes a three-pronged approach to fulfill the ecologically relevant and environmentally focused components of its mission.



## 2022-23 School Performance Report

The Greenspire High School



### 2022-23 State Assessment Results

<b>2023 M-STEP ELA</b>	<b>2023 M-STEP Math</b>	<b>2023 M-STEP All Subjects</b>
NA	NA	NA
<b>2023 SAT EBRW</b>	<b>2023 SAT Math</b>	<b>2023 SAT Total Score</b>
472.3	425.5	897.79

M-STEP proficiency on a scale of 0-100% and SAT EBRW and Math on a scale of 0-800 and SAT Total Score on a scale of 0-1600.

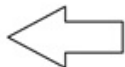
**Education Goals:** Difference between the academy and statistically similar schools on M-STEP Proficiency, SAT Total Score and Student Growth Percentile (SGP).

\*Data Disclaimers:

\*on Title: Grade levels for which growth data are available for 2021-22 are limited due to no state testing in 2019-20 and low participation in state testing in 2020-21. Elementary grades did not receive a growth score.

\*on Data: Data Suppression

<b>2021 M-STEP</b>	<b>2022 M-STEP</b>	<b>2023 M-STEP</b>
NA	NA	NA
<b>2021 SAT</b>	<b>2022 SAT</b>	<b>2023 SAT</b>
NA	NA	-70
<b>2021 ELA SGP</b>	<b>2022 ELA SGP*</b>	<b>2023 ELA SGP</b>
	NA	-11.3
<b>2021 Math SGP</b>	<b>2022 Math SGP*</b>	<b>2023 Math SGP</b>
	NA	-4.4



# 2022-23 School Performance Report

The Greenspire High School



## Roster of Statistically Similar Schools\*

CA Frost Environmental Science Academy Middle High School, Environmental Schoolmi  
West MI Academy of Environmental Science, Environmental School, >2mi  
North Central Academy Campus, >2mi  
Buckley Community Schools, Buckley Community Schools, >2mi  
Kalkaska High School, Kalkaska Public Schools, >2mi  
Grand Traverse Academy, Grand Traverse Academy, >2mi

\*List of school buildings determined once every 3 years by GVSU to be the most geographically, demographically, socioeconomically and programmatically similar to the school.

## 2022-23 Test Participation Rate

92.0%

Schools below 95% (federal requirement) participation rate are indicated in red.

## 2022-23 School Index (Percentile Rank)

43.75

Schools below the 2022-23 School Index Threshold of 31.77 are indicated in red.

## 2022-23 School Index Support Category

NA

## Compliance Reporting Condition

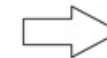

Exceeds Standard

Exceeds Standards: At least 95% of board and school documents (combined) submitted to Epicenter on time  
Meets Standards: At least 85% of board and school documents (combined) submitted to Epicenter on time  
Does Not Meet Standards: Less than 85% board and school documents (combined) submitted to Epicenter on time

## Financial Condition

Exceeds Standard

Exceeds Standards: Submitted to Epicenter on-time, unqualified opinion, and no significant deficiencies or material weaknesses  
Meets Standards: Submitted to Epicenter on-time, unqualified opinion, one or two significant deficiencies, and no material weaknesses  
Does Not Meet Standards: Late submission to Epicenter, unqualified, one or more material weaknesses or more than two significant deficiencies, OR qualified opinion



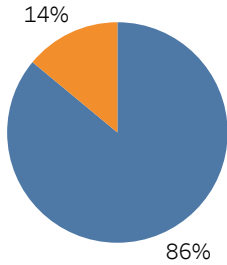
# 2022-23 School Performance Report

The Greenspire High School



## 2022-23 Student Resident Districts

## Student Resident Districts Legend



Blue: Traverse City Area Public Schools 86%  
Orange: Others 14%

## 2022-23 Attendance Rate

82%

## 2022-23 Free and Reduced Lunch

40%

## 2022-23 Special Education Enrollment

24%

## 2022-23 English Language Learners

NA\*

## 3 Year Enrollment

