



2023-24 School Performance Report

West Michigan Aviation Academy



www.gvsu.edu

5363 44th Street SE
Grand Rapids, MI 49512

Grades Served: 9-12

Contract Grades: 9-12

Year Opened: 2010

School's Mission: Provide an innovative, professional and welcoming environment that inspires growth and ignites a passion for lifelong learning.

2023-24 School Performance Report

West Michigan Aviation Academy

Current Contract Term Length

7 years

Contract Expiration Year

2029

Board Members

Name	Board Role	Appointed	Term Ends
Richard DeVos	President	June 24, 2022	June 30, 2025
Brian Lennon	Director	June 24, 2022	June 30, 2027
Clifford Maine	Director	June 24, 2022	June 30, 2025
Eva Cooper	Director	June 24, 2022	June 30, 2026
George Kiefer	Director	June 24, 2022	June 30, 2027
Kathleen Maine	Director	June 24, 2022	June 30, 2027
Robin Horder-Koop	Director	June 24, 2022	June 30, 2026
Tandy Champion	Director	June 24, 2022	June 30, 2027
Timothy Platz	Director	June 24, 2022	June 30, 2025

Educational Service Provider

CS Partners

Academy Description

West Michigan Aviation Academy (WMAA) is a tuition-free public charter high school located at the Gerald R. Ford International Airport in Grand Rapids, MI. WMAA's vision is to provide an innovative, professional and welcoming environment that inspires growth and ignites a passion for lifelong learning. WMAA students are immersed in a unique, professional educational environment with a hands-on curriculum rich in aviation, STEM (science, technology, engineering, math), and robotics.



CSO Capacity Analysis

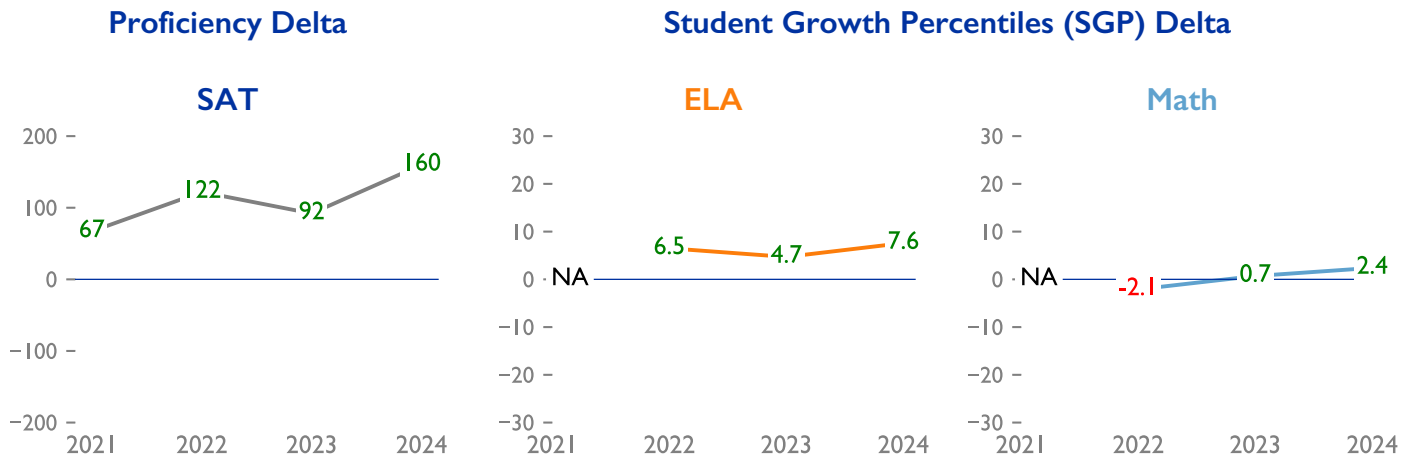
West Michigan Aviation Academy (WMAA) continues to demonstrate exceptional academic, organizational, and fiscal strength. Academically, WMAA is one of the highest performing charter public high schools in the state. The Charter School's Office has observed that organizationally, WMAA has a superior board, school leader, leadership team, and staff. The culture fostered in the school, consistently turns out students who are poised and professional leaders ready for their next opportunity in life. Fiscally, the academy manages its resources well and these are supplemented by a uniquely strong fundraising campaign that secures around an additional \$1M in funds for the school. In summary, the CSO has all the confidence that WMAA is well positioned for success in the future.

2023-24 School Performance Report

West Michigan Aviation Academy

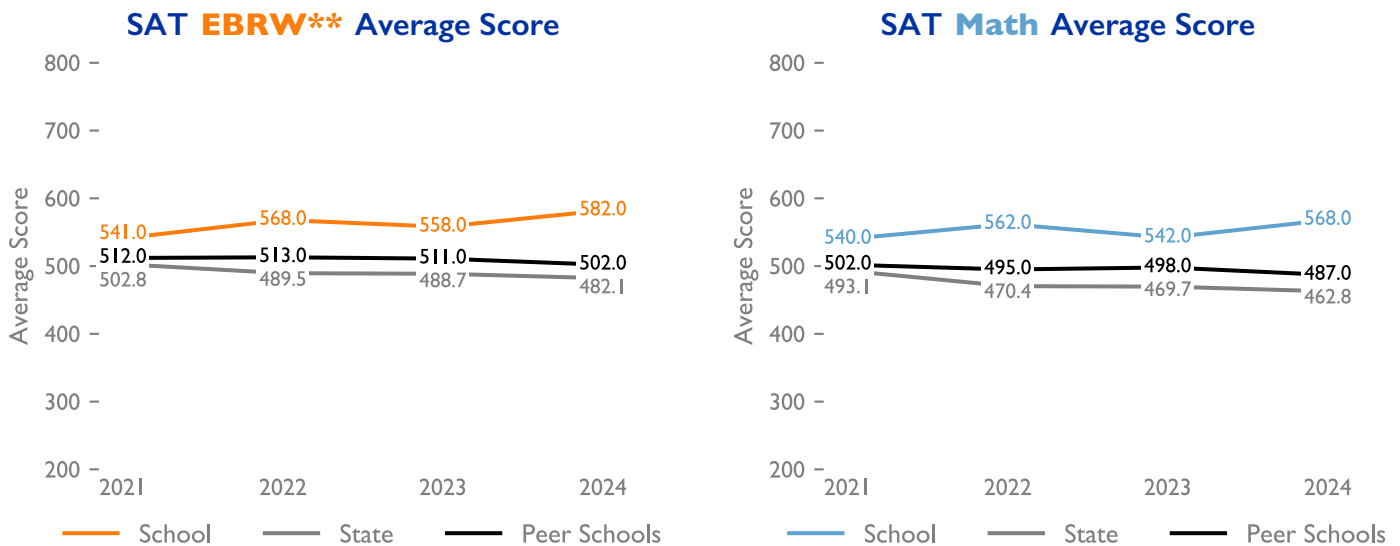
Educational Goals

Difference between the academy and statistically similar schools on M-STEP Proficiency, SAT Total Score, and Student Growth Percentile (SGP).



SAT Average Score Trends by Subject

School's data compared to Peer Schools and State Average.



This space reserved for M-STEP charts
(not applicable here)

Note: Grade levels for which growth data are available for 2021-22 are limited due to no state testing in 2019-20 and low participation in state testing in 2020-21. Elementary grades did not receive a growth score.

* Data suppression

** Evidence-Based Reading and Writing

2023-24 School Performance Report

West Michigan Aviation Academy

Roster of Statistically Similar Schools

Distance in Miles	Peer School Name
-------------------	------------------

>2	Caledonia High School
>2	Central High School
>2	East Kentwood High School
>2	Eastern High School
>2	Grand River Preparatory High School
>2	Northern High School
>2	Ottawa Hills High School

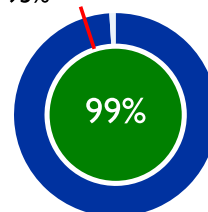
School Index



Minimum Threshold: 32.17*

Assessment Participation

Minimum Required: 95%**



Universal Support

Compliance Reporting Condition: Exceeds Standard

Exceeds Standards:

- At least 95% of board and school documents (combined) submitted to Epicenter on time

Meets Standards:

At least 85% of board and school documents (combined) submitted to Epicenter on time

Does Not Meet Standards:

Less than 85% board and school documents (combined) submitted to Epicenter on time

Financial Condition: Exceeds Standard

Exceeds Standards:

- Submitted to Epicenter on-time, unqualified opinion, and no significant deficiencies or material weaknesses

Meets Standards:

Submitted to Epicenter on-time, unqualified opinion, one or two significant deficiencies, and no material weaknesses

Does Not Meet Standards:

Late submission to Epicenter, unqualified, one or more material weaknesses or more than two significant deficiencies, OR qualified opinion

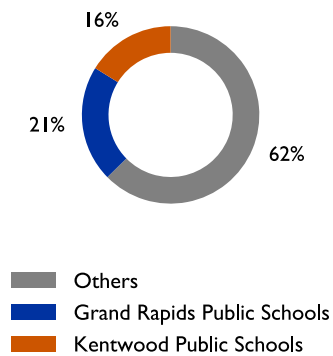
*School Index minimum threshold is determined by MDE each year for bottom 5% of schools in the state.

**Assessment Participation minimum requirement of 95% is a federal requirement. Assessment participation reported in this report is measured based on the "number assessed" field in the spring (May) assessment results file divided by the "number enrolled" in the spring (Feb) audited student counts file.

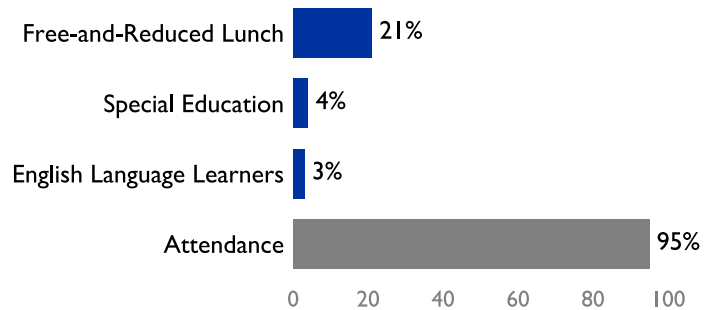
2023-24 School Performance Report

West Michigan Aviation Academy

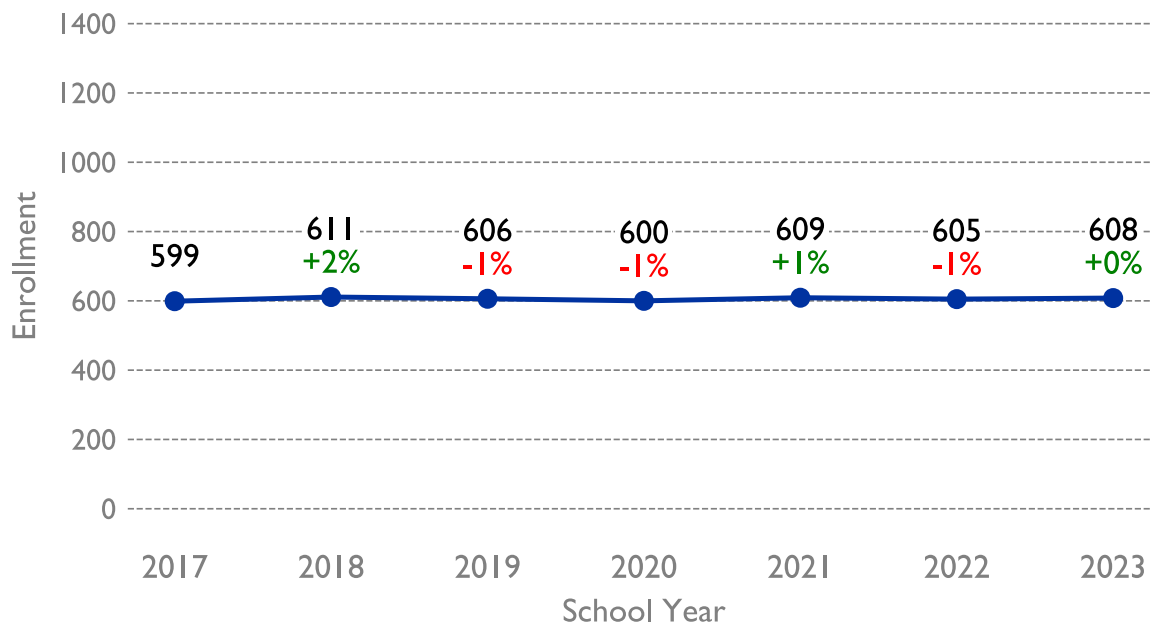
Student Resident Districts



Subgroup Enrollment and Attendance



7 Year Enrollment Trend



Enrollment by Grade and Year

Grade Level	2017	2018	2019	2020	2021	2022	2023
9	157	156	156	153	157	157	154
10	153	154	152	154	158	157	152
11	154	153	154	150	149	149	157
12	135	148	144	143	145	142	145
Total	599	611	606	600	609	605	608
	2017	2018	2019	2020	2021	2022	2023

* Data suppression

** Refer to year opened on cover