

William C. Abney Academy Elementary

School Information Summary & Key School Highlights

Grade Configuration: K-6 (K-8 Contract)
Current Contract Term Length: 7 years
Education Service Provider: Self-Managed

Location: 1435 E. Fulton Street, Grand Rapids, MI 49503

Board President: Jathan Austin

Board Members:

Courtney Banks	Michael Daniels
Frank Berrodin	David Wilson

Summary: William C. Abney Academy opened in 1998 and was the first urban charter academy in Grand Rapids, MI. The academy continues to offer transportation for any student located in Grand Rapids Metropolitan Area.

Highlights:

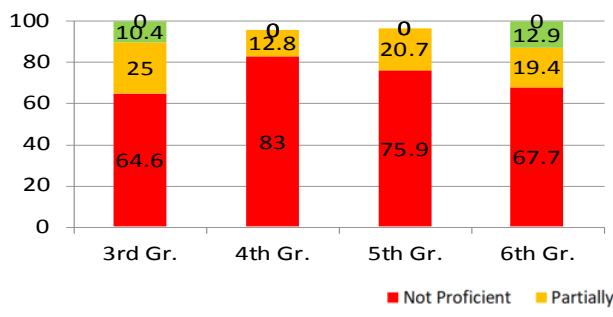
- Offers free transportation to the greater Grand Rapids area.
- Herman Miller Inc. donated a \$75,000 computer lab in 2018.
- The Grand Rapid Griffins donated \$15,000 for the academy’s media room.

CSO Capacity Analysis

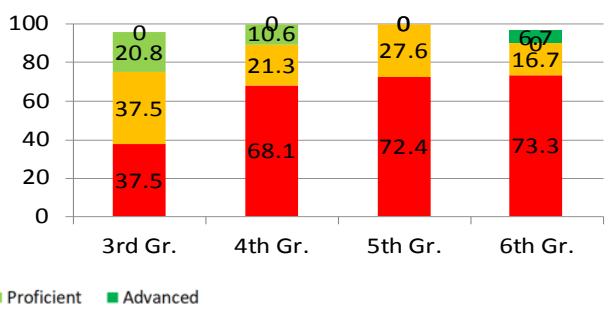
For several years, William C. Abney Academy had experienced a steady decline in academic and financial performance. This has led the CSO to intervene with additional resources and support systems to improve academy operations and quality of academic performance. Through a “Partnership Agreement” triggered due to the academy’s relatively low academic performance, the academy has agreed to partner with the local intermediate academy district, MDE, and other educational experts to improve performance. Early indicators suggests that both academic and financial performance is trending in the right direction. Enrollment is on the rise, the quality of the teaching and support staff continues to improve, systems and processes are established to ensure a safe and secure environment and academy leadership is strong. The academy will proceed with the contract renewal process in early 2019.

Academic Performance

2018 Spring MSTEP ELA Proficiency



2018 Spring MSTEP Math Proficiency



SAT Evidence-based Reading and Writing SAT Mathematics SAT Total Score

NA NA NA

Academic Achievement and Trend K-8 (M-STEP Proficiency)

MSTEP Proficiency difference between Abney and statistically similar schools.

2016	2017	2018
-1%	▼ -5%	▲ -1%

Academic Growth (MSTEP SGP)

Mean Student Growth Percentile Rank difference between Abney and statistically similar schools.

2017	
ELA	Math
-18.6	-18.0

Academic Achievement and Trend 9-12 (SAT Total Score)

SAT Total Score difference between Abney and statistically similar schools.

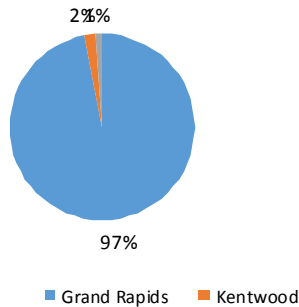
2016	2017	2018
Not Applicable	Not Applicable	Not Applicable

William C. Abney Academy Elementary

Roster of Statistically Similar Schools

School Name	Distance
Campus Elementary School	0.9mi
East Leonard School	1.8mi
Kent Hills School	1.9mi
Detroit Innovation Academy	>2mi
MacDowell Preparatory Academy	>2mi
New Paradigm Glazer Academy	>2mi
New Paradigm Loving Academy	>2mi

Students' Resident Districts



Attendance Rate

All Students 90.63%

2017-18 Compliance Reporting

Exceeds Standards
 (At least 95% of board and school documents submitted on time)

2017-18 Financial Condition (based on FY 17 audit)

Exceeds Standards
 (Audited financial statements submitted on time, unqualified opinion, and no significant deficiencies or material weaknesses)

Enrollment by grade trend

