

# 2019-20 School Performance Report

West MI Academy of Arts and Academics



## Grade Configuration

K-8 (K-8 Contract)

## Current Contract Term Length (Expiration)

7 years (2022)

## Education Service Provider

Patner Solutions

## Location

17350 Hazel, Spring Lake, MI 49456

## Board President

Andrew Alt

## Board Members

Matt Butler, John Hayes, Sara Heacox, Melisa Sass

## CSO Capacity Analysis

A well-supported community school with an emphasis on arts education, West Michigan Academy of Arts and Academics (“WMAAA”) provides parents and students with a unique educational choice. It has historically demonstrated strength in its educational program, organizational soundness, and fiscal stability. However, academic performance lags has lagged the performance of statistically similar schools in recent years. To increase its organizational capacity, the governing board of the school is working closely with school leadership to set a strong strategic direction. School leadership is focused on increasing long term academic success with emphasis on establishing highly effective operating systems. In total, the CSO is confident that the school has the capacity to both fulfill its unique educational program and increase academic results.

## Summary

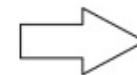
West Michigan Academy of Arts and Academics opened in 1996 in Spring Lake, Michigan. The self-managed school serves K-8 students.

## Highlights

Arts education emphasized throughout the K-8 curriculum.

Strong community partnerships with focus on arts education.

Active parent school support groups.



# 2019-20 School Performance Report

West MI Academy of Arts and Academics



## 2020 Spring MSTEP ELA Proficiency

NA

## 2020 Spring MSTEP Math Proficiency

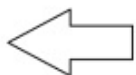
NA

2019-20 Assessment data not available due to suspension of state assessments due to COVID 19.

### Educational Goals

Difference between West MI Academy of Arts and Academics and statistically similar schools on MSTEP Proficiency, Growth, and SAT

2020 School Index	2020 ELA Student Growth Percentile	2020 Math Student Growth Percentile
NA	NA	NA
MSTEP Academic Trend 2018	MSTEP Academic Trend 2019	MSTEP Academic Trend 2020
-1	▼ -6	NA
2020 SAT Reading and Writing	2020 SAT Mathematics	2020 SAT Total Score
NA	NA	NA
SAT Academic Trend 2018	SAT Academic Trend 2019	SAT Academic Trend 2020
NA	NA	NA



# 2019-20 School Performance Report

West MI Academy of Arts and Academics



## Roster of Statistically Similar Schools\*

- Holmes Elementary School, 1.4 mi
- Ferry School, 1.9 mi
- Four Corners Montessori Academy, >2 mi
- Jeffers High School, >2 mi
- South Range Elementary School, >2 mi
- Frankfort Elementary School, >2 mi
- Frankfort High School, >2 mi

\*Select peer schools are set of school buildings determined annually by GVSU to be the most demographically, socioeconomically, programmatically, and geographically similar to the school.

## Educational Goals Status

NA

## Academic Achievement

As measured by the state assessment, the school’s percentage of total tested students in all tested grades identified as proficient in all tested subjects or identified as college ready as reported by the Michigan Department of Education will meet or exceed the select peer schools’ mean reported percentage of total tested students in all tested grades identified as proficient in all tested subjects or identified as college ready.

## Academic Growth

As measured by the state assessment, the school’s mean student growth percentile rank in English language arts and math will meet or exceed the select peer schools’ mean student growth percentile rank.

## Compliance Reporting Condition

Exceeds Standards

Exceeds Standards: At least 95% of board and school documents (combined) submitted to Epicenter on time

Meets Standards: At least 85% of board and school documents (combined) submitted to Epicenter on time

Does Not Meet Standards: Less than 85% board and school documents (combined) submitted to Epicenter on time

## Financial Condition

Exceeds Standards

Exceeds Standards: Submitted to Epicenter on-time, unqualified opinion, and no significant deficiencies or material weaknesses

Meets Standards: Submitted to Epicenter on-time, unqualified opinion, one or two significant deficiencies, and no material weaknesses

Does Not Meet Standards: Late submission to Epicenter, unqualified, one or more material weaknesses or more than two..

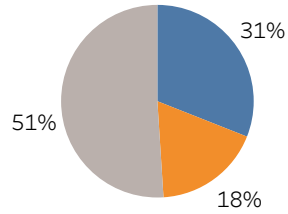


# 2019-20 School Performance Report

West MI Academy of Arts and Academics



## 2019-20 Student Resident Districts



## Student Resident Districts Legend

Blue: Grand Haven 31%  
 Orange: Muskegon 18%  
 Gray: Other 51%

## 2019-20 Attendance Rate

93%

## 2019-20 Free and Reduced Lunch

45%

## 2019-20 Special Education Enrollment

12%

## 3 YR Enrollment

