

2019-20 School Performance Report

Washington-Parks Academy



Grade Configuration

K-8 (K-8 Contract)

Current Contract Term Length (Expiration)

5 years (2023)

Education Service Provider

Cornerstone Education Group

Location

11685 Appleton, Redford Charter Twp , MI..

Board President

Steve Londo

Board Members

Robert Ihiri, Marcia Kreger, Gerald Seizert, Kennis Wooten

CSO Capacity Analysis

Washington-Parks has demonstrated organizational soundness and fiscal stability; however, its academic results have been inconsistent. The school added leadership capacity this year to better focus on supporting students and teachers. The school implemented iReady as its growth measurement and has been using this tool diligently. Results have been inconsistent as students show some improvement within a school year, but do not seem to retain the content over the summer. The board has expressed concern about the trend of student achievement. Enrollment continues to be strong and there has been relative consistency in staffing, which should help the school achieve more positive results. The CSO observed that the school is generally well-resourced and has strong support program in place. The CSO believes that the school has ability to increase its capacity to deliver an increasingly effective educational program.

Summary

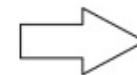
Washington-Parks Academy educates more than 900 students, most of whom are from Detroit. It facilitates student success through a standards-based curriculum, rigorous academics, and diverse after-school activities.

Highlights

The school has a Dad's Club that serves families during the week.

Each classroom has 9 devices to support individualized learning.

Athletics include basketball, volleyball, cross country, and track.



2019-20 School Performance Report

Washington-Parks Academy



2020 Spring MSTEP ELA Proficiency

NA

2020 Spring MSTEP Math Proficiency

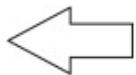
NA

2019-20 Assessment data not available due to suspension of state assessments due to COVID 19.

Educational Goals

Difference between Washington-Parks Academy and statistically similar schools on MSTEP Proficiency, Growth, and SAT

2020 School Index	2020 ELA Student Growth Percentile	2020 Math Student Growth Percentile
NA	NA	NA
MSTEP Academic Trend 2018	MSTEP Academic Trend 2019	MSTEP Academic Trend 2020
4	▼ -2	NA
2020 SAT Reading and Writing	2020 SAT Mathematics	2020 SAT Total Score
NA	NA	NA
SAT Academic Trend 2018	SAT Academic Trend 2019	SAT Academic Trend 2020
NA	NA	NA



2019-20 School Performance Report

Washington-Parks Academy



Roster of Statistically Similar Schools*

- Detroit Community Schools—Elementary, 1.4 mi
- Dixon Elementary School, 1.8 mi
- Gompers Elementary-Middle School, 1.9 mi
- Murphy Performance Academy, 1.9 mi

*Select peer schools are set of school buildings determined annually by GVSU to be the most demographically, socioeconomically, programmatically, and geographically similar to the school.

Educational Goals Status

NA

Academic Achievement

As measured by the state assessment, the school’s percentage of total tested students in all tested grades identified as proficient in all tested subjects or identified as college ready as reported by the Michigan Department of Education will meet or exceed the select peer schools’ mean reported percentage of total tested students in all tested grades identified as proficient in all tested subjects or identified as college ready.

Academic Growth

As measured by the state assessment, the school’s mean student growth percentile rank in English language arts and math will meet or exceed the select peer schools’ mean student growth percentile rank.

Compliance Reporting Condition

Meets standards

Exceeds Standards: At least 95% of board and school documents (combined) submitted to Epicenter on time

Meets Standards: At least 85% of board and school documents (combined) submitted to Epicenter on time

Does Not Meet Standards: Less than 85% board and school documents (combined) submitted to Epicenter on time

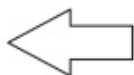
Financial Condition

Exceeds Standards

Exceeds Standards: Submitted to Epicenter on-time, unqualified opinion, and no significant deficiencies or material weaknesses

Meets Standards: Submitted to Epicenter on-time, unqualified opinion, one or two significant deficiencies, and no material weaknesses

Does Not Meet Standards: Late submission to Epicenter, unqualified, one or more material weaknesses or more than two..

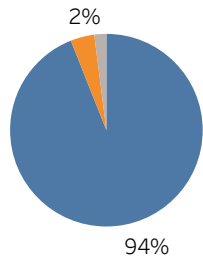


2019-20 School Performance Report

Washington-Parks Academy



2019-20 Student Resident Districts



Student Resident Districts Legend

Blue: DPSCD 94%
 Orange: Redford 4%
 Gray: Other 2%

2019-20 Attendance Rate

92%

2019-20 Free and Reduced Lunch

97%

2019-20 Special Education Enrollment

8%

3 YR Enrollment

