



2023-24 School Performance Report

Warrendale Charter Academy



www.gvsu.edu

19400 Sawyer Street
Detroit, MI 48228

Grades Served: K-8

Contract Grades: K-8

Year Opened: 2001

School's Mission: Creating successful adults one child at a time.

2023-24 School Performance Report

Warrendale Charter Academy

Current Contract Term Length

5 years

Contract Expiration Year

2027

Board Members

Name	Board Role	Appointed	Term Ends
Lamont Corbin	President	February 10, 2012	June 30, 2026
Clarice Stevenson	Director	February 10, 2017	June 30, 2025
Michele Campbell	Director	April 28, 2017	June 30, 2027
Naqeesha Johnson	Director	November 7, 2014	June 30, 2027
Ronald Lockett	Director	June 18, 2001	June 30, 2027

Educational Service Provider

National Heritage Academies

Academy Description

Warrendale Charter Academy is located in Detroit, Michigan on Sawyer and Westwood, next to Saint Peter and Paul Catholic Church. We have formed solid partnerships with the State Representative, the local police, the fire department, and Channel 95.5, a local radio station. We also have increased our parent involvement through our parent engagement committee where we collectively engage our parents through various school functions and activities, such as Math Night, Reading Night, Black History Events, and other programs to create a sense of community within the school. We host events which center around our student achievement and success to ensure our students continue to learn and grow.



CSO Capacity Analysis

The Charter Schools Office (CSO) has observed that Warrendale Charter Academy continues to consistently meet annual enrollment targets and demonstrates fiscal stability. Organizational concerns previously observed by the CSO have been addressed by school leadership. However, the CSO observed there continues to be a higher teacher turnover rate and teacher shortage in core subjects, resulting in low educational outcomes for certain courses and grade levels. Overall, the CSO is confident the academy has the support in place to increase its capacity to improve the educational outcomes of students.

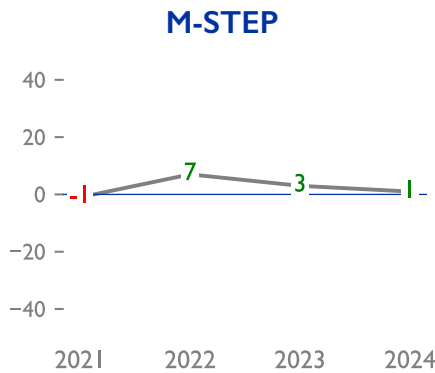
2023-24 School Performance Report

Warrendale Charter Academy

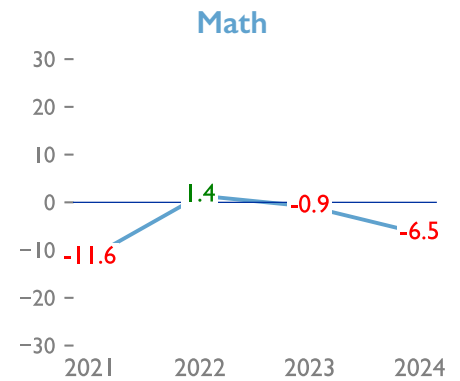
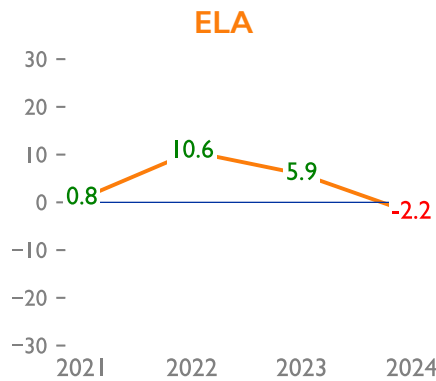
Educational Goals

Difference between the academy and statistically similar schools on M-STEP Proficiency, SAT Total Score, and Student Growth Percentile (SGP).

Proficiency Delta



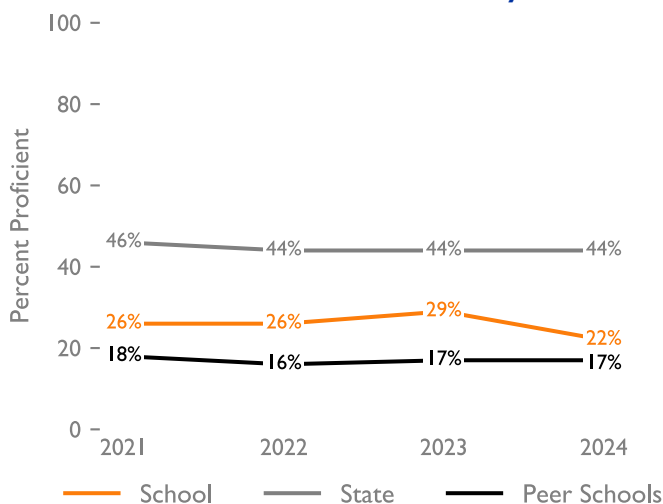
Student Growth Percentiles (SGP) Delta



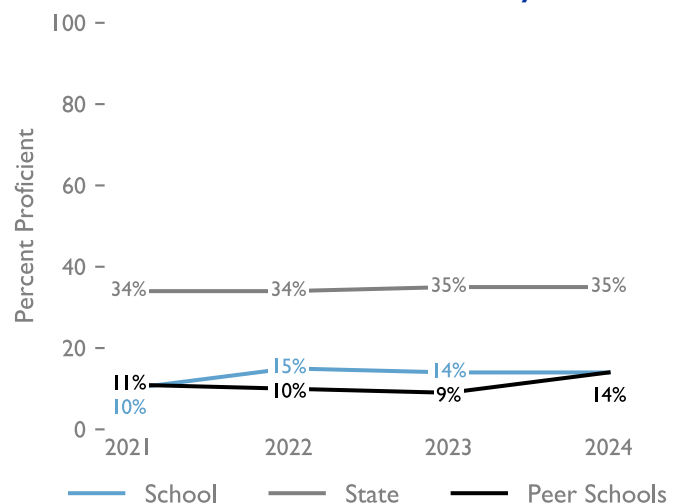
M-STEP Proficiency Trends by Subject

School's data compared to Peer Schools and State Proficiency.

M-STEP **ELA** Proficiency



M-STEP **Math** Proficiency



This space reserved for SAT charts
(not applicable here)

Note: Grade levels for which growth data are available for 2021-22 are limited due to no state testing in 2019-20 and low participation in state testing in 2020-21. Elementary grades did not receive a growth score.

* Data suppression


2023-24 School Performance Report

Warrendale Charter Academy

Roster of Statistically Similar Schools

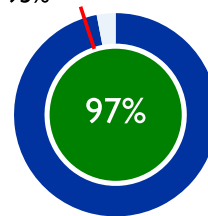
Distance in Miles	Peer School Name
0.9	Carver STEM Academy
1.01	Dixon Elementary School
1.14	The Dearborn Academy
1.23	Detroit Premier Academy
1.57	Ann Arbor Trail Magnet School
1.7	Detroit Innovation Academy
1.77	Henderson Academy

School Index



Assessment Participation

Minimum Required: 95%**



Universal Support

Compliance Reporting Condition: Exceeds Standard

Exceeds Standards:

- At least 95% of board and school documents (combined) submitted to Epicenter on time

Meets Standards:

At least 85% of board and school documents (combined) submitted to Epicenter on time

Does Not Meet Standards:

Less than 85% board and school documents (combined) submitted to Epicenter on time

Financial Condition: Exceeds Standard

Exceeds Standards:

- Submitted to Epicenter on-time, unqualified opinion, and no significant deficiencies or material weaknesses

Meets Standards:

Submitted to Epicenter on-time, unqualified opinion, one or two significant deficiencies, and no material weaknesses

Does Not Meet Standards:

Late submission to Epicenter, unqualified, one or more material weaknesses or more than two significant deficiencies, OR qualified opinion

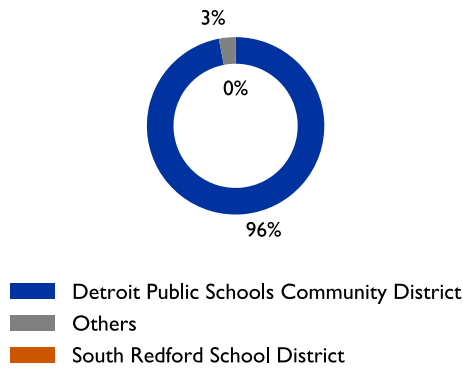
*School Index minimum threshold is determined by MDE each year for bottom 5% of schools in the state.

**Assessment Participation minimum requirement of 95% is a federal requirement. Assessment participation reported in this report is measured based on the "number assessed" field in the spring (May) assessment results file divided by the "number enrolled" in the spring (Feb) audited student counts file.

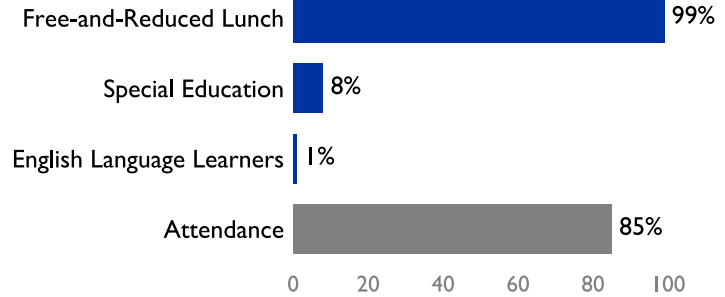
2023-24 School Performance Report

Warrendale Charter Academy

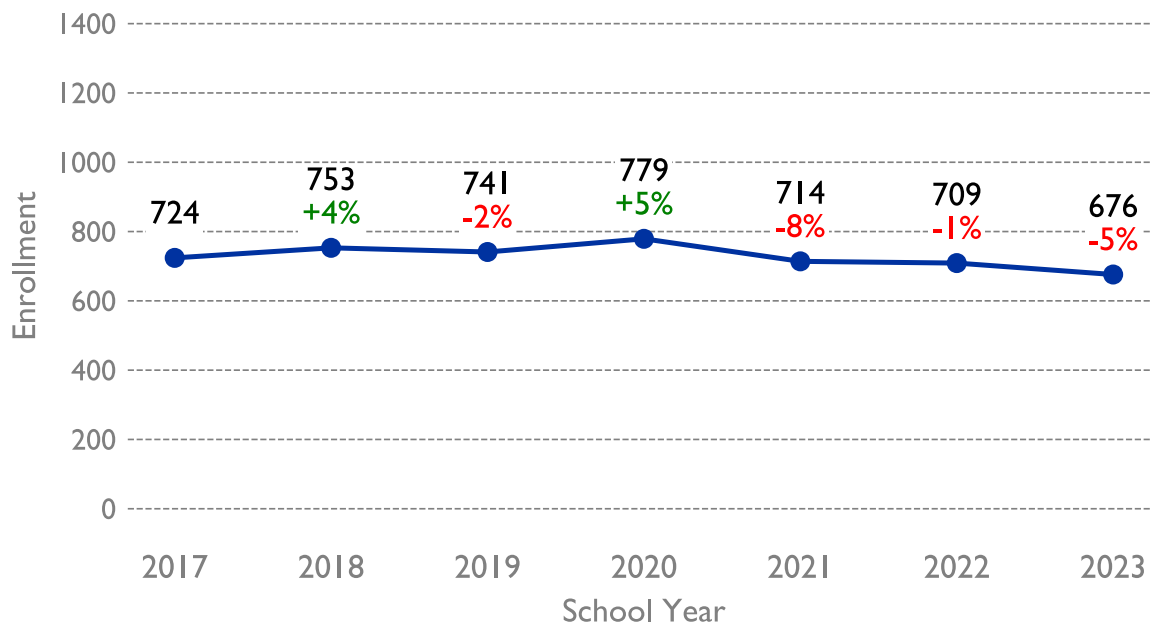
Student Resident Districts



Subgroup Enrollment and Attendance



7 Year Enrollment Trend



Enrollment by Grade and Year

Grade Level	2017	2018	2019	2020	2021	2022	2023
K	96	102	105	96	107	100	89
1	110	104	99	114	106	99	90
2	100	105	103	93	85	86	84
3	77	88	87	91	72	88	84
4	74	78	84	85	82	67	69
5	84	77	77	85	77	74	71
6	73	82	78	80	73	76	72
7	53	61	57	74	59	63	60
8	57	56	51	61	53	56	57
Total	724	753	741	779	714	709	676
	2017	2018	2019	2020	2021	2022	2023

* Data suppression

** Refer to year opened on cover