

# 2019-20 School Performance Report

Vanderbilt Charter Academy



## Grade Configuration

K-8 (K-8 Contract)

## Current Contract Term Length (Expiration)

7 years (2025)

## Education Service Provider

National Heritage Academies

## Location

301 W. 16th Street, Holland, MI 49423

## Board President

Scott Patchin

## Board Members

Eduardo Amaya, Rebecca Lamper, Maria Vargas

## CSO Capacity Analysis

Vanderbilt Charter Academy has consistently demonstrated strength in its educational program, organizational soundness, and fiscal stability. The school has a record of achieving relatively high academic growth with the student population it serves. It is academically competitive with statistically similar schools. Vanderbilt has outperformed 90% of similar schools. The CSO observed robust and well thought-out intervention programs that reach diverse student populations at the school, and believes that these systems are integral to the school's academic success. During its most recent renewal process, the CSO saw evidence of efforts to enhance teaching and learning. This evidence provides the CSO with confidence that the school's internal capacity to deliver strong academic results will remain solid.

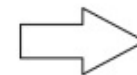
## Summary

Vanderbilt Charter Academy opened in 1996 in Holland, Michigan and is operated by National Heritage Academies. The school enrolls approximately 465 pre-K thru 8th grade, with a strong moral focus curriculum.

## Highlights

Strong commitment to establishing successful parental partnerships.

Excellent co-curricular program



# 2019-20 School Performance Report

Vanderbilt Charter Academy



## 2020 Spring MSTEP ELA Proficiency

NA

## 2020 Spring MSTEP Math Proficiency

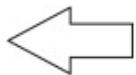
NA

2019-20 Assessment data not available due to suspension of state assessments due to COVID 19.

## Educational Goals

Difference between Vanderbilt Charter Academy and statistically similar schools on MSTEP Proficiency, Growth, and SAT

2020 School Index	2020 ELA Student Growth Percentile	2020 Math Student Growth Percentile
NA	NA	NA
MSTEP Academic Trend 2018	MSTEP Academic Trend 2019	MSTEP Academic Trend 2020
10	▲ 20	NA
2020 SAT Reading and Writing	2020 SAT Mathematics	2020 SAT Total Score
NA	NA	NA
SAT Academic Trend 2018	SAT Academic Trend 2019	SAT Academic Trend 2020
NA	NA	NA



# 2019-20 School Performance Report

Vanderbilt Charter Academy



## Roster of Statistically Similar Schools\*

- Holland Language Academy at Van Raalte, 0.2 mi
- Benton Harbor Charter School Academy, >2 mi
- Chatfield School, >2 mi
- Dove Academy of Detroit, >2 mi
- Stephenson Elementary School, >2 mi
- Stephenson Middle/High School, >2 mi

\*Select peer schools are set of school buildings determined annually by GVSU to be the most demographically, socioeconomically, programmatically, and geographically similar to the school.

## Educational Goals Status

NA

## Academic Achievement

As measured by the state assessment, the school’s percentage of total tested students in all tested grades identified as proficient in all tested subjects or identified as college ready as reported by the Michigan Department of Education will meet or exceed the select peer schools’ mean reported percentage of total tested students in all tested grades identified as proficient in all tested subjects or identified as college ready.

## Academic Growth

As measured by the state assessment, the school’s mean student growth percentile rank in English language arts and math will meet or exceed the select peer schools’ mean student growth percentile rank.

## Compliance Reporting Condition

Exceeds Standards

Exceeds Standards: At least 95% of board and school documents (combined) submitted to Epicenter on time

Meets Standards: At least 85% of board and school documents (combined) submitted to Epicenter on time

Does Not Meet Standards: Less than 85% board and school documents (combined) submitted to Epicenter on time

## Financial Condition

Exceeds Standards

Exceeds Standards: Submitted to Epicenter on-time, unqualified opinion, and no significant deficiencies or material weaknesses

Meets Standards: Submitted to Epicenter on-time, unqualified opinion, one or two significant deficiencies, and no material weaknesses

Does Not Meet Standards: Late submission to Epicenter, unqualified, one or more material weaknesses or more than two..

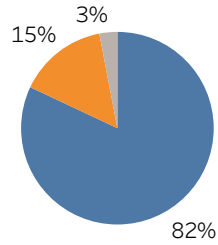


# 2019-20 School Performance Report

Vanderbilt Charter Academy



## 2019-20 Student Resident Districts



## Student Resident Districts Legend

Blue: Holland City 82%  
 Orange: West Ottawa 15%  
 Gray: Other 3%

## 2019-20 Attendance Rate

94%

## 2019-20 Free and Reduced Lunch

74%

## 2019-20 Special Education Enrollment

10%

## 3 YR Enrollment

