

# University Prep Science & Math Middle School

## School Information | Summary & Key School Highlights

**Grade Configuration:** 6-8 (K-12 Contract)

**Current Contract Term Length:** 10 Years  
**Education Service Provider:** Detroit 90/90

**Location:** 5100 John R. Street, Detroit, MI 48202

**Board President:** Giuseppe Aristeo

**Board Members:**

|                |                 |
|----------------|-----------------|
| Kyle Chandler  | Jerrold Jung    |
| John Clearly   | Denise Lewis    |
| Keith Cooley   | Karen Obsniuk   |
| Edward Parks   | Hakim Shahid    |
| Richard Rogers | Michael Schmidt |

**Summary:**

Founded in 2008, UPSM-Middle School educates approximately 460 students, 81% of whom are from Detroit. Its science, technology, engineering, and mathematics curriculum is intended to prepare students to attend selective colleges.

**Highlights:**

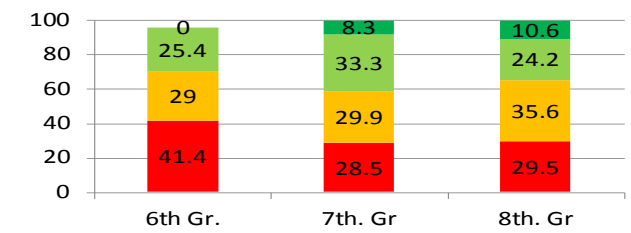
- The school provides a robust offering of extracurricular activities, including a championship chess team.
- It is part of a network of schools that receives support from the Thompson Foundation.

## CSO Capacity Analysis

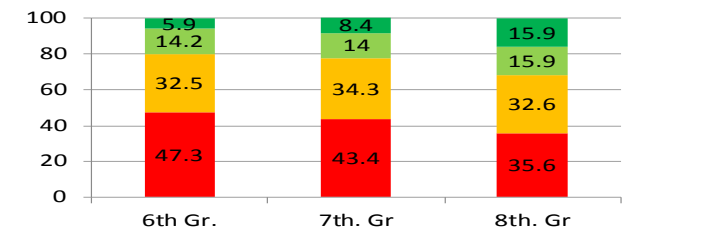
Consistent with other campuses under the University Preparatory Science and Math (“UPSM”) charter, UPSM Middle School demonstrated both educational and organizational strength. During the renewal process, the CSO noted a low matriculation rate of middle school students to UPSM high school. However, the CSO saw evidence that UPSM is intentionally focusing on positioning UPSM High School as a preferred option, and is implementing programs and activities toward that end. The CSO is confident in the school’s internal capacity to both continue to deliver positive academic results for students as well as to continuously improve.

## Academic Performance

2018 Spring MSTEP ELA Proficiency



2018 Spring MSTEP Math Proficiency



■ Not Proficient ■ Partially Proficient ■ Proficient ■ Advanced

## SAT Evidence-based Reading and Writing | SAT Mathematics | SAT Total Score

NA | NA | NA

### Academic Achievement and Trend K-8 (M-STEP Proficiency)

MSTEP Proficiency difference between UPSM Middle and statistically similar schools.

|             |             |             |
|-------------|-------------|-------------|
| <b>2016</b> | <b>2017</b> | <b>2018</b> |
| +16%        | ▼ +15%      | ▼ +13%      |

### Academic Growth (MSTEP SGP)

Mean Student Growth Percentile Rank difference between UPSM Middle and statistically similar schools.

### Academic Achievement and Trend 9-12 (SAT Total Score)

SAT Total Score difference between UPSM Middle and statistically similar schools.

|               |               |               |
|---------------|---------------|---------------|
| <b>2016</b>   | <b>2017</b>   | <b>2018</b>   |
| Not Available | Not Available | Not Available |

**2017**

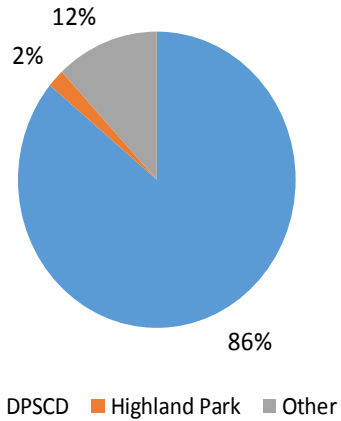
|     |      |
|-----|------|
| ELA | Math |
| +10 | +17  |

## University Prep Science & Math Middle School

### Roster of Statistically Similar Schools

| School Name  | Distance |
|--|----------|
| Spain Elementary-Middle School                         | 0.8mi    |
| Capstone Academy Charter School (SDA) - South Campus   | 0.8mi    |
| GEE Edmonson Academy                                   | 0.9mi    |
| Henry Ford Academy: School for Creative Studies (PSAD) | 0.9mi    |
| The James and Grace Lee Boggs School                   | 1.5mi    |
| Holbrook School  | 1.9mi    |

### Students' Resident Districts



### Attendance Rate

All Students 98.31%

### 2017-18 Compliance Reporting

Exceeds Standards

(At least 95% of board and school documents submitted on time)

### 2017-18 Financial Condition (based on FY 17 audit)

Exceeds Standards

(Audited financial statements submitted on time, unqualified opinion, and no significant deficiencies or material weaknesses)

### Enrollment by grade trend

