

# University Prep Science & Math Elementary School

## School Information Summary & Key School Highlights

**Grade Configuration:** K-5 (K-12 Contract)  
**Current Contract Term Length:** 10 Years  
**Education Service Provider:** Detroit 90/90  
**Location:** 2251 Antietam Road, Detroit, MI 48207

**Board President:** Giuseppe Aristeo

**Board Members:**

Kyle Chandler	Jerrold Jung
John Clearly	Denise Lewis
Keith Cooley	Karen Obsniuk
Edward Parks	Hakim Shahid
Richard Rogers	Michael Schmidt

**Summary:**

Founded in 2013, UPSM-Elementary educates approximately 510 students, 84% of whom are from Detroit. Its educational program is based on providing students with experiences that are hands-on, challenging, and meaningful.

**Highlights:**

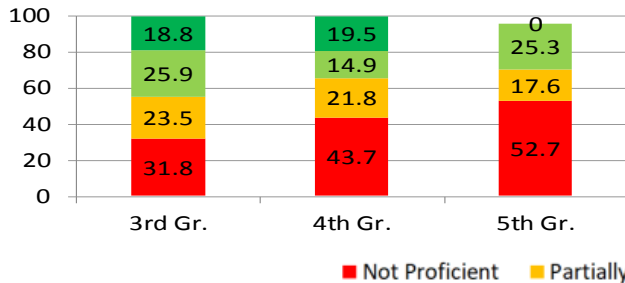
- It offers a wide array of extracurricular activities, including athletics and academic enrichment programs.
- It is part of a network of schools that receives support from the Thompson Foundation.

### CSO Capacity Analysis

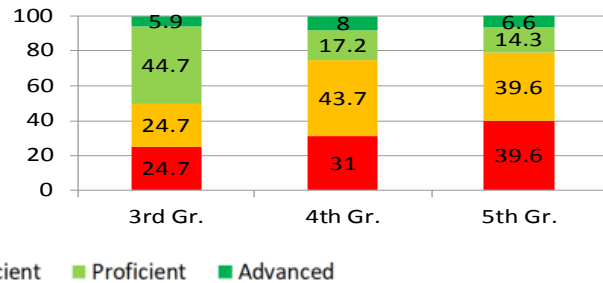
Consistent with other campuses under the University Preparatory Science and Math (“UPSM”) charter, UPSM Elementary demonstrated both educational and organizational strength. During the renewal process, the CSO saw evidence that UPSM is intentionally focusing on developing itself as a more cohesive network, and is implementing programs and activities toward that end. The CSO is confident in the school’s internal capacity to both continue to deliver positive academic results for students as well as to continuously improve.

### Academic Performance

**2018 Spring MSTEP ELA Proficiency**



**2018 Spring MSTEP Math Proficiency**



### SAT Evidence-based Reading and Writing

NA

### SAT Mathematics

NA

### SAT Total Score

NA

### Academic Achievement and Trend K-8 (M-STEP Proficiency)

MSTEP Proficiency difference between UPSM elementary and statistically similar schools.

<b>2016</b>	<b>2017</b>	<b>2018</b>
+8%	▲ +10%	▲ +15%

### Academic Growth (MSTEP SGP)

Mean Student Growth Percentile Rank difference between UPSM elementary and statistically similar schools.

### Academic Achievement and Trend 9-12 (SAT Total Score)

SAT Total Score difference between UPSM elementary and statistically similar schools.

<b>2016</b>	<b>2017</b>	<b>2018</b>
Not Available	Not Available	Not Available

**2017**

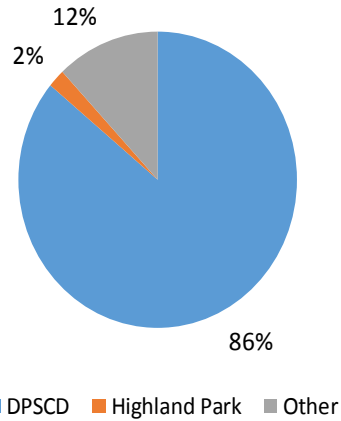
ELA	Math
-9.4	+2.2

## University Prep Science & Math Elementary School

### Roster of Statistically Similar Schools

School Name	Distance
Detroit Edison Public School Academy	0.4mi
Bunche Elementary-Middle School	0.5mi
Ross-Hill Academy - Elementary	0.7mi
Detroit Academy of Arts and Sciences	0.8mi
Woodward Academy	0.8mi
Spain Elementary-Middle School	1.1mi
Plymouth Educational Center	1.2mi
Garvey Academy	1.8mi

### Students' Resident Districts



### Attendance Rate

All Students 91.13%

### 2017-18 Compliance Reporting

Exceeds Standards

(At least 95% of board and school documents submitted on time)

### 2017-18 Financial Condition (based on FY 17 audit)

Exceeds Standards

(Audited financial statements submitted on time, unqualified opinion, and no significant deficiencies or material weaknesses)

### Enrollment by grade trend

