



2023-24 School Performance Report

University Preparatory High School



www.gvsu.edu

600 Antoinette Street

Detroit, MI 48202

Grades Served: 9-12

Contract Grades: 9-12

Year Opened: 2003

School's Mission: We Prepare students for success in life.

2023-24 School Performance Report

University Preparatory High School

Current Contract Term Length

10 years

Contract Expiration Year

2028

Board Members

Name	Board Role	Appointed	Term Ends
Joseph Aristeo	President	February 14, 2014	June 30, 2026
Denise Lewis	Director	November 4, 2011	June 30, 2026
Donald Tuski	Director	April 24, 2020	June 30, 2026
Edward Parks	Director	April 28, 2006	June 30, 2027
John Cleary	Director	February 14, 2014	June 30, 2025
Karen Obsniuk	Director	November 6, 2015	June 30, 2025
Linda Forte	Director	November 5, 2021	June 30, 2025
vacant seat	Director		June 30, 2026
vacant seat	Director		June 30, 2027

Educational Service Provider

Detroit 90/90

Academy Description

University Prep Academy High School develops solution-focused and innovative critical thinkers who are able to effectively collaborate with peers, coworkers, and community members as they work towards a common goal. Our scholars are aware of their talents and passions and display confidence in themselves. They have the ability to compellingly communicate with people from all walks of life. Our graduates are culturally aware, socially conscious, show empathy, and can imagine audacious solutions for creating a more just world.



CSO Capacity Analysis

University Prep Academy High School has demonstrated organizational and fiscal stability, consistent with other campuses under its charter. The CSO has observed that the academy's leadership has made strides to continue to create a college-bound culture, increase the culture of academic achievement and offer educational experiences to the students. The CSO continues to see evidence that leadership is intentionally strengthening itself as a network, focusing on improved connections between academies to support student advancement through the system and establishing higher rates of matriculation from University Prep Academy Middle School. The CSO has observed that the organization continues to invest in the academies and provides sound leadership. The CSO is confident in the school's capacity to continue to improve its academic outcomes over time.

2023-24 School Performance Report

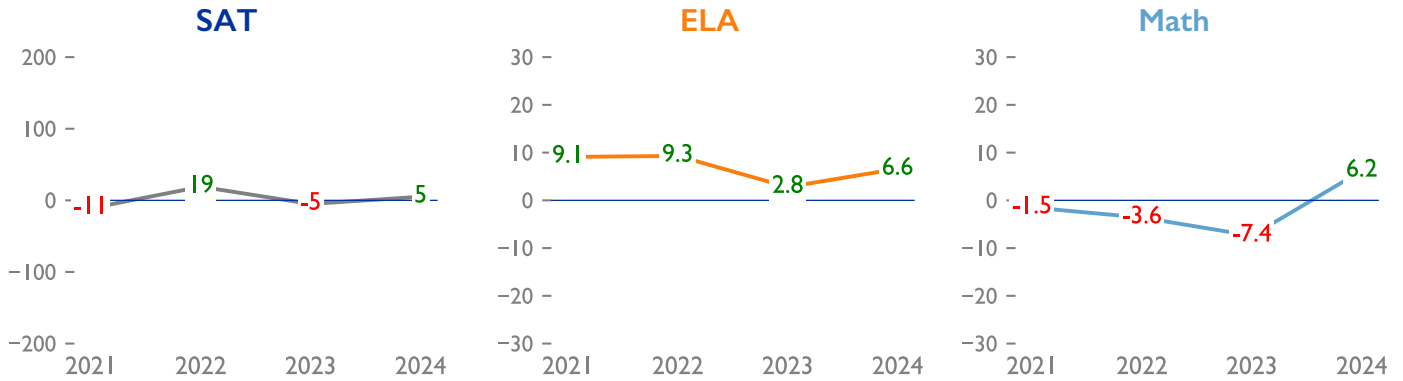
University Preparatory High School

Educational Goals

Difference between the academy and statistically similar schools on M-STEP Proficiency, SAT Total Score, and Student Growth Percentile (SGP).

Proficiency Delta

Student Growth Percentiles (SGP) Delta

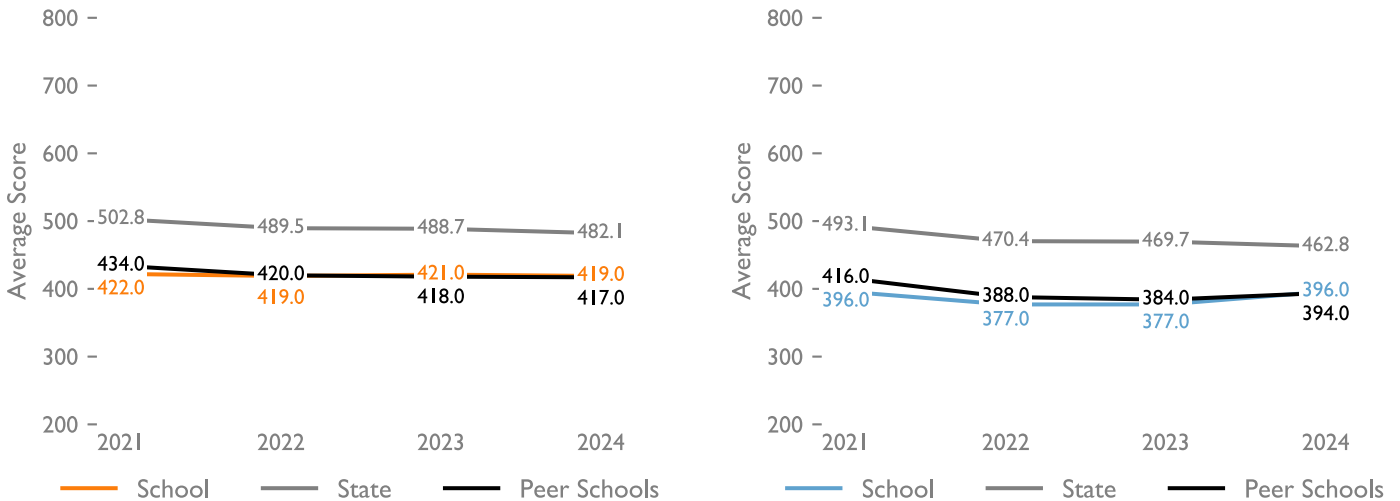


SAT Average Score Trends by Subject

School's data compared to Peer Schools and State Average.

SAT EBRW** Average Score

SAT Math Average Score



This space reserved for M-STEP charts
(not applicable here)

Note: Grade levels for which growth data are available for 2021-22 are limited due to no state testing in 2019-20 and low participation in state testing in 2020-21. Elementary grades did not receive a growth score.

* Data suppression

** Evidence-Based Reading and Writing


2023-24 School Performance Report

University Preparatory High School

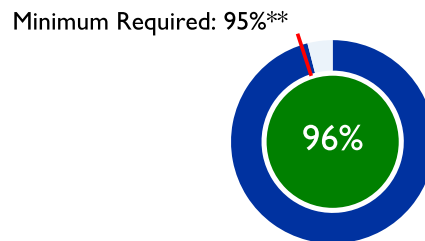
Roster of Statistically Similar Schools

Distance in Miles	Peer School Name
0.38	University Preparatory Art & Design Middle/High
1.5	Northwestern High School
1.98	Detroit Edison Public School Academy - High School

School Index



Assessment Participation



Universal Support

Compliance Reporting Condition: **Exceeds Standard**

Exceeds Standards:

- At least 95% of board and school documents (combined) submitted to Epicenter on time

Meets Standards:

At least 85% of board and school documents (combined) submitted to Epicenter on time

Does Not Meet Standards:

Less than 85% board and school documents (combined) submitted to Epicenter on time

Financial Condition: **Exceeds Standard**

Exceeds Standards:

- Submitted to Epicenter on-time, unqualified opinion, and no significant deficiencies or material weaknesses

Meets Standards:

Submitted to Epicenter on-time, unqualified opinion, one or two significant deficiencies, and no material weaknesses

Does Not Meet Standards:

Late submission to Epicenter, unqualified, one or more material weaknesses or more than two significant deficiencies, OR qualified opinion

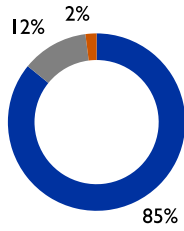
*School Index minimum threshold is determined by MDE each year for bottom 5% of schools in the state.

**Assessment Participation minimum requirement of 95% is a federal requirement. Assessment participation reported in this report is measured based on the "number assessed" field in the spring (May) assessment results file divided by the "number enrolled" in the spring (Feb) audited student counts file.

2023-24 School Performance Report

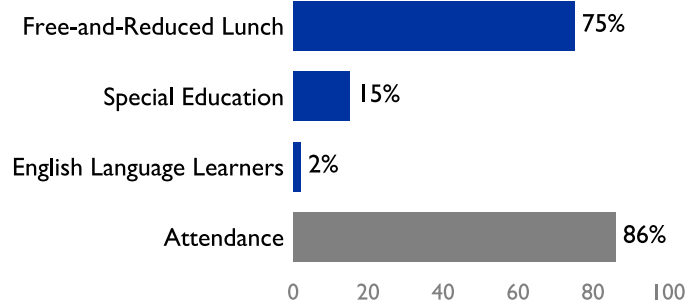
University Preparatory High School

Student Resident Districts

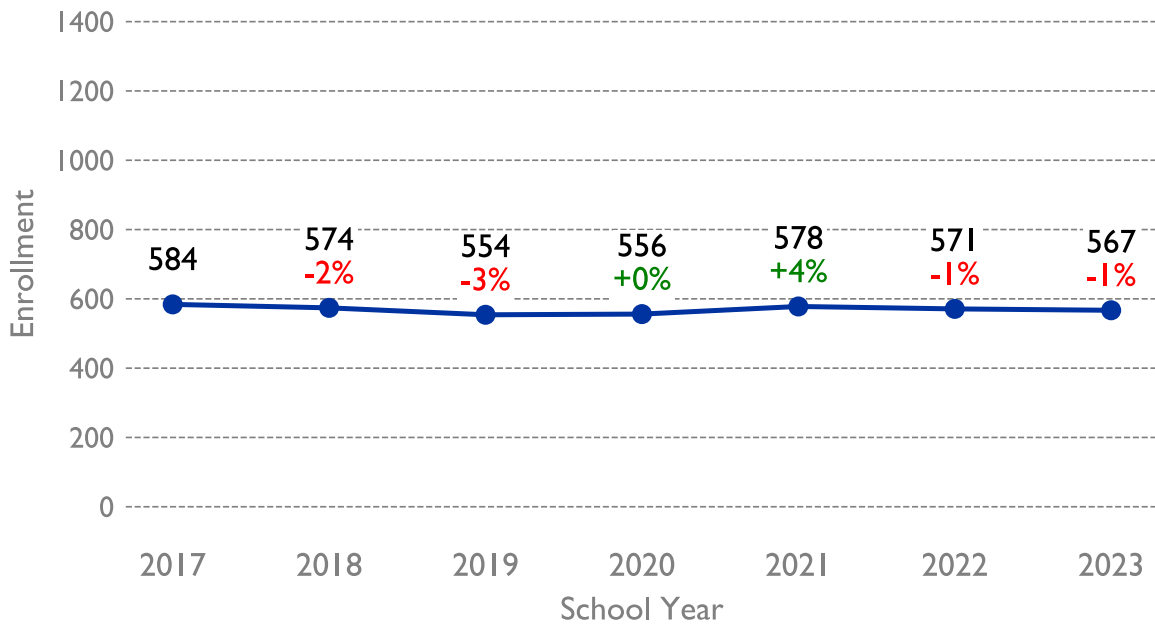


- Detroit Public Schools Community District
- Others
- Highland Park City Schools

Subgroup Enrollment and Attendance



7 Year Enrollment Trend



Enrollment by Grade and Year

Grade Level	2017	2018	2019	2020	2021	2022	2023
9	149	138	151	156	158	153	132
10	150	146	132	148	155	149	155
11	151	149	141	120	145	132	144
12	134	141	130	132	120	137	136
Total	584	574	554	556	578	571	567
	2017	2018	2019	2020	2021	2022	2023

* Data suppression

** Refer to year opened on cover