

2020-21 School Performance Report

University Preparatory Academy (PSAD) - Middle



Grade Configuration

6-8 (K-12 Contract)

Current Contract Term Length

10 Years (2028)

Education Service Provider

Detroit 90/90

Location

5310 Saint Antoine Street, Detroit, MI 48202

Board President

Joseph Aristeo

Board Members

Kyle Chandler, John Clearly, Keith Cooley, Denise Lewis, Karen Obsniuk, Edward Parks, Donald Tuski, Linda Forte

CSO Capacity Analysis

University Prep Academy Middle School has demonstrated organizational and fiscal stability, which is consistent with other campuses under its charter. Academic results are inconsistent, with students generally exhibiting higher growth on the M-STEP relative to students in statistically similar schools but lower proficiency. Leadership has made strides to continue to offer rich and meaningful instruction, while meeting the needs of its adolescent learners. The CSO continues to see evidence that leadership is intentionally strengthening itself as a network, focusing on strengthening connections between academies to support student advancement through the system. During the pandemic, leadership did an exceptional job of engaging students and teachers, meeting educational and other needs. The organization continues to invest in the academies and provides sound leadership. The CSO is confident in the academy's internal capacity to both continue to strengthen its academic results for students as well as to improve over time.

Summary

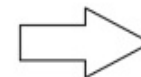
University Preparatory Academy Middle School was founded in 2000 and serves approximately 405 students, the overwhelming majority of whom are from Detroit. Its goal is to offer students a stellar academic experience that cultivates future success in college and life beyond the classroom.

Highlights

The academy is implementing a culturally-relevant approach to education in all middle school classrooms.

The academy has a consistent leadership team in place.

Project-based learning is part of the academy's instructional environment.

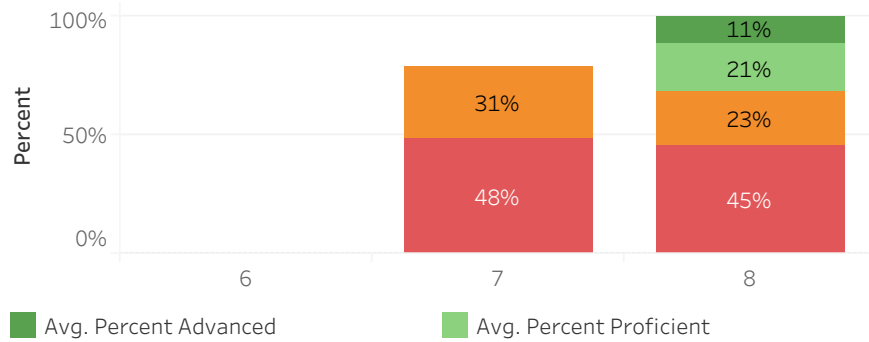


2020-21 School Performance Report

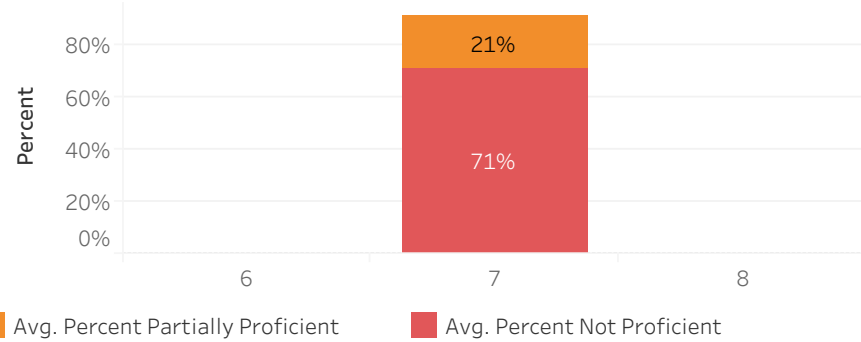
University Preparatory Academy (PSAD) - Middle



2021 Spring M-STEP (3-7) and PSAT (8) ELA PL



2021 Spring M-STEP (3-7) and PSAT (8) Math PL

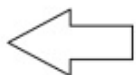


Educational Goals

Difference between University Preparatory Academy (PSAD) - Middle and statistically similar schools on M-STEP Proficiency, Student Growth Percentile, and SAT Total Score.

* No data due to cancellation of state testing due to COVID-19. **Data may be less reliable than in previous years due to testing conditions.

2021 School Index	2021 ELA Student Growth Percentile	2021 Math Student Growth Percentile
NA	10.1	7.1
M-STEP Academic Trend 2019	M-STEP Academic Trend 2020*	M-STEP Academic Trend 2021**
-5	NA	-12
2021 SAT Reading and Writing	2021 SAT Mathematics	2021 SAT Total Score
NA	NA	NA
SAT Academic Trend 2019	SAT Academic Trend 2020*	SAT Academic Trend 2021**
NA	NA	NA



2020-21 School Performance Report

University Preparatory Academy (PSAD) - Middle



Roster of Statistically Similar Schools*

- Spain Elementary-Middle School, 0.8 mi
- Capstone Academy Charter School (SDA) - South Campus, 0.8 mi
- University Preparatory Art and Design Middle/High, 0.9mi
- The James and Grace Lee Boggs School, 1.5 mi
- Holbrook School, 1.9 mi

*Select peer schools are the set of school buildings determined annually by GVSU to be the most demographically, socioeconomically, programmatically, and geographi..

2021 M-STEP Participation Rate

40%

Spring 2021 testing conditions and lower-than-normal participation may result in reliability concerns with assessment data.

Spring 2021 State average participation rate is 69%.

Educational Goals on Charter Contract (Schedule 7-1)

Academic Achievement

As measured by the state assessment, the school's percentage of total tested students in all tested grades identified as proficient in all tested subjects or identified as college ready as reported by the Michigan Department of Education will meet or exceed the select peer schools' mean reported percentage of total tested students in all tested grades identified as proficient in all tested subjects or identified as college ready.

Academic Growth

As measured by the state assessment, the school's mean student growth percentile rank in English language arts and math will meet or exceed the select peer schools' mean student growth percentile rank.

Compliance Reporting Condition

Exceeds Standards

Exceeds Standards: At least 95% of board and school documents (combined) submitted to Epicenter on time

Meets Standards: At least 85% of board and school documents (combined) submitted to Epicenter on time

Does Not Meet Standards: Less than 85% board and school documents (combined) submitted to Epicenter on time

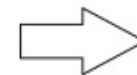
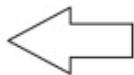
Financial Condition

Exceeds Standards

Exceeds Standards: Submitted to Epicenter on-time, unqualified opinion, and no significant deficiencies or material weaknesses

Meets Standards: Submitted to Epicenter on-time, unqualified opinion, one or two significant deficiencies, and no material weaknesses

Does Not Meet Standards: Late submission to Epicenter, unqualified, one or more material weaknesses or more than two..



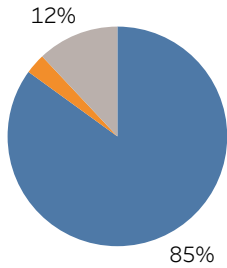
2020-21 School Performance Report

University Preparatory Academy (PSAD) - Middle



2020-21 Student Resident Districts

Student Resident Districts Legend



Blue: DPSCD 85%
 Orange: Highland Park 3%
 Gray: Other 12%

2020-21 Attendance Rate

89%

2020-21 Free and Reduced Lunch

62%

2020-21 Special Education Enrollment

14%

2020-21 English Language Learners

NA

3 Year Enrollment

