



2023-24 School Performance Report

Timberland Charter Academy



www.gvsu.edu

2574 McLaughlin Avenue
Muskegon, MI 49442

Grades Served: K-8

Contract Grades: K-8

Year Opened: 1998

School's Mission: To create a learning environment which enables students to realize their full potential and become contributing members of our community.

2023-24 School Performance Report

Timberland Charter Academy

Current Contract Term Length

5 years

Contract Expiration Year

2027

Board Members

Name	Board Role	Appointed	Term Ends
Dorothy Scott	President	October 27, 2008	June 30, 2026
Joseph Curtis	Director	November 3, 2023	June 30, 2027
Kenneth Armstrong	Director	February 26, 2021	June 30, 2026
Stephanie Briggs	Director	March 8, 2024	June 30, 2026
Tyisha Davis-Williams	Director	March 8, 2024	June 30, 2025
Wyneice Penney-Hairston	Director	March 8, 2024	June 40, 2025
vacant seat	Director		June 30, 2027

Educational Service Provider

National Heritage Academies

Academy Description

Timberland Charter Academy was founded in 1998 as the ninth National Heritage Academies school. It is a K-8 free public academy chartered by Grand Valley State University and currently serves 660 students. Timberland serves a diverse population of 71% African American, 12% Hispanic, and 15% White students. 95% of our population is eligible for FRL. 7% of our students are EL and 14% of our student population are students with IEPs. Timberland was the first National Charter Academies school to offer its own private free transportation for all qualifying students. Timberland is approved by its authorizer Grand Valley State University to participate in the Pathways Program, which focuses on preparation for higher education and provides free college education to academically qualifying graduating students.



CSO Capacity Analysis

Timberland Charter Academy demonstrates fiscal strength, some organizational instability while continuing to make modest gains in academic growth. Despite an abrupt departure of a building principal and significant teacher turnover, the school experienced minimal disruption to classrooms and students. From a governance perspective, four new members were added to the board, positioning the board well moving forward. Academically, the school continues to meet or exceed the performance of its identified peer schools. All in all, considering the challenges and changes that have occurred at the school, the Charter Schools Office has confidence in the academy's capacity to improve going forward.

2023-24 School Performance Report

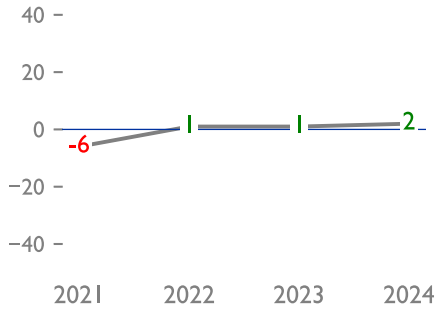
Timberland Charter Academy

Educational Goals

Difference between the academy and statistically similar schools on M-STEP Proficiency, SAT Total Score, and Student Growth Percentile (SGP).

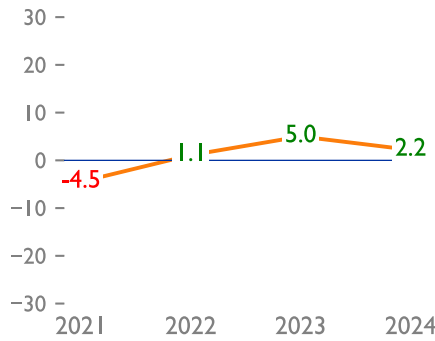
Proficiency Delta

M-STEP

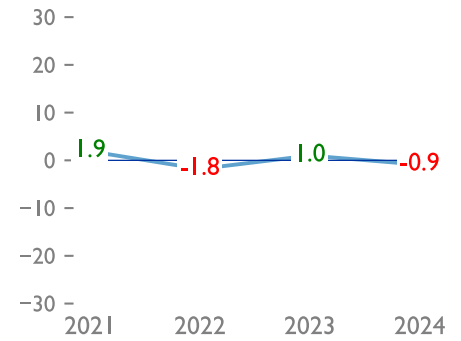


Student Growth Percentiles (SGP) Delta

ELA



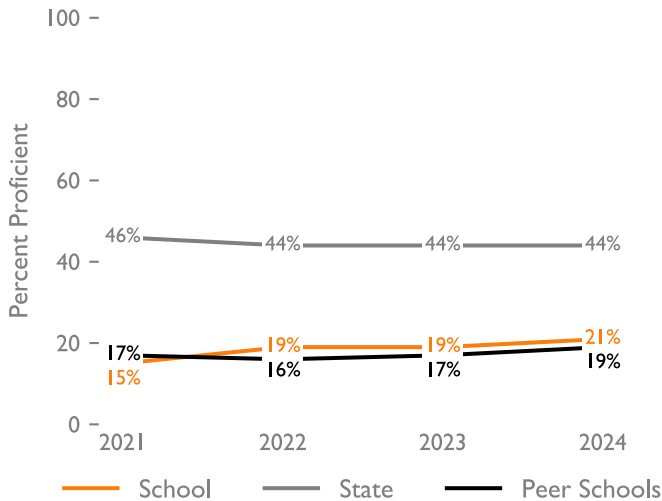
Math



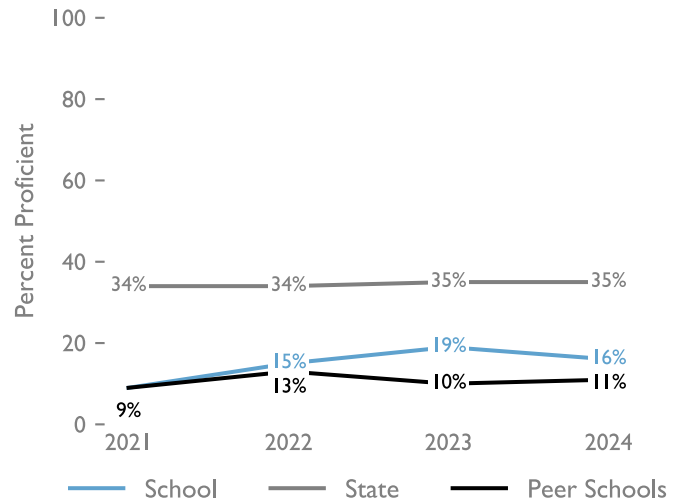
M-STEP Proficiency Trends by Subject

School's data compared to Peer Schools and State Proficiency.

M-STEP ELA Proficiency



M-STEP Math Proficiency



This space reserved for SAT charts
(not applicable here)

Note: Grade levels for which growth data are available for 2021-22 are limited due to no state testing in 2019-20 and low participation in state testing in 2020-21. Elementary grades did not receive a growth score.

* Data suppression


2023-24 School Performance Report

Timberland Charter Academy

Roster of Statistically Similar Schools

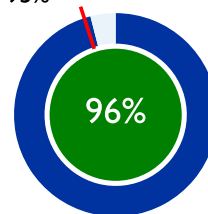
Distance in Miles	Peer School Name
1.05	Cardinal Elementary
1.42	Orchard View Middle School
1.87	Muskegon Middle School
1.99	Marquette Elementary School
2	Oakview Elementary School

School Index



Assessment Participation

Minimum Required: 95%**



Universal Support

Compliance Reporting Condition: Exceeds Standard

Exceeds Standards:

- At least 95% of board and school documents (combined) submitted to Epicenter on time

Meets Standards:

At least 85% of board and school documents (combined) submitted to Epicenter on time

Does Not Meet Standards:

Less than 85% board and school documents (combined) submitted to Epicenter on time

Financial Condition: Exceeds Standard

Exceeds Standards:

- Submitted to Epicenter on-time, unqualified opinion, and no significant deficiencies or material weaknesses

Meets Standards:

Submitted to Epicenter on-time, unqualified opinion, one or two significant deficiencies, and no material weaknesses

Does Not Meet Standards:

Late submission to Epicenter, unqualified, one or more material weaknesses or more than two significant deficiencies, OR qualified opinion

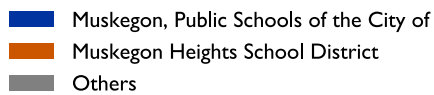
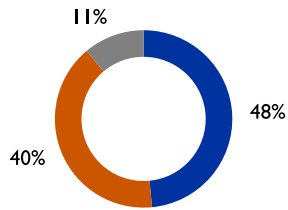
*School Index minimum threshold is determined by MDE each year for bottom 5% of schools in the state.

**Assessment Participation minimum requirement of 95% is a federal requirement. Assessment participation reported in this report is measured based on the "number assessed" field in the spring (May) assessment results file divided by the "number enrolled" in the spring (Feb) audited student counts file.

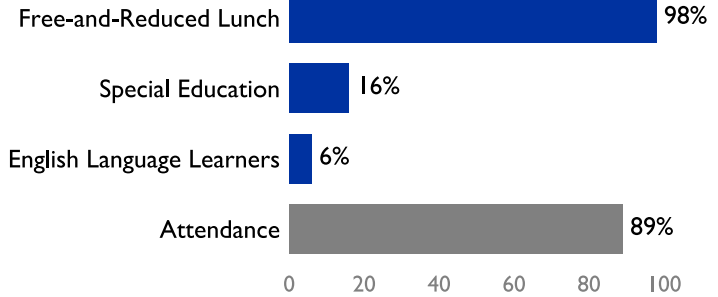
2023-24 School Performance Report

Timberland Charter Academy

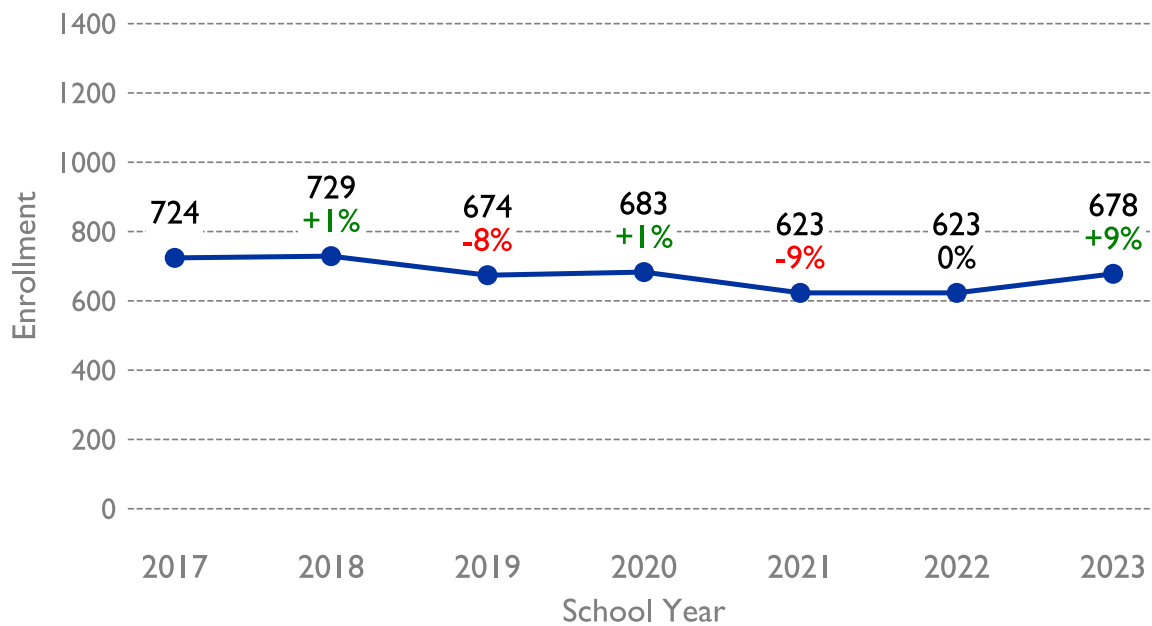
Student Resident Districts



Subgroup Enrollment and Attendance



7 Year Enrollment Trend



Enrollment by Grade and Year

Grade Level	2017	2018	2019	2020	2021	2022	2023
K	95	98	88	85	91	90	89
1	80	78	77	70	58	73	81
2	83	77	77	77	53	56	78
3	80	77	75	80	75	55	62
4	80	85	77	77	76	78	63
5	75	83	78	82	75	66	76
6	81	84	74	72	77	78	82
7	80	82	70	73	62	74	76
8	70	65	58	67	56	53	71
Total	724	729	674	683	623	623	678
	2017	2018	2019	2020	2021	2022	2023

* Data suppression

** Refer to year opened on cover