

# 2023-24 School Performance Report

## South Canton Scholars Charter Academy



[www.gvsu.edu](http://www.gvsu.edu)

3085 S Canton Center Rd  
Canton, MI 48188

Grades Served: K-8

Contract Grades: K-8

Year Opened: 2011

**School's Mission:** The mission is to offer the families of the Canton area a K-8 school with a challenging academic program and a strong culture that values integrity, academic excellence, and accountability — where each and every student is given the opportunity for success in high school, college, and beyond.

# 2023-24 School Performance Report

## South Canton Scholars Charter Academy

### Current Contract Term Length

7 years

### Contract Expiration Year

2025

### Board Members

Name	Board Role	Appointed	Term Ends
Audrey Tedford	President	July 11, 2014	June 30, 2026
Kimberly Gaedeke	Director	April 29, 2011	June 30, 2027
Leslie Davidson	Director	April 27, 2018	June 30, 2026
Maceo Coleman	Director	April 24, 2020	June 30, 2025
Melissa Laing	Director	April 29, 2011	June 30, 2025

### Educational Service Provider

National Heritage Academies

### Academy Description

South Canton Scholars Charter Academy, located in Canton, Michigan, opened in September 2011 with 583 students in grades young fives through sixth with over 1,100 students on the waiting list. South Canton Scholars is now a young five through eighth grade school, serving more than 787 students, with a continued strong waiting list for student acceptance. South Canton Scholars offers a college preparatory academic program, moral focus curriculum, strong parent involvement, and a diverse community with a large percentage of ELL students.



### CSO Capacity Analysis

South Canton Scholars Charter Academy continues to demonstrate academic and organizational soundness. The academy remains fiscally stable with a healthy fund balance. The Charter Schools Office (CSO) observed students engaging in higher level learning activities throughout the school. The academy deploys proactive measures to fill anticipated staff vacancies. Enrollment remains steady at the academy with a robust waitlist each year and strong parental and community involvement. Overall, the CSO is confident the academy has the capacity to continue strengthening its academic performance and will remain a high-quality choice for families in southeast Michigan.

# 2023-24 School Performance Report

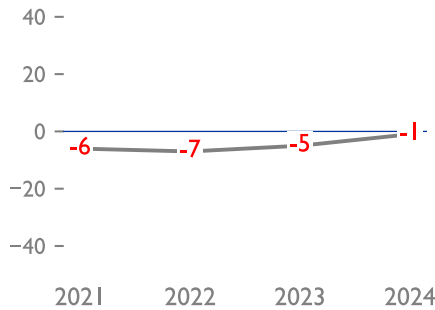
## South Canton Scholars Charter Academy

### Educational Goals

Difference between the academy and statistically similar schools on M-STEP Proficiency, SAT Total Score, and Student Growth Percentile (SGP).

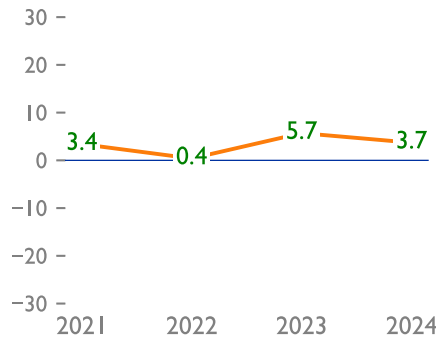
Proficiency Delta

M-STEP

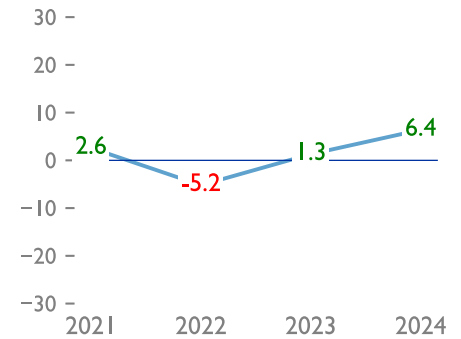


Student Growth Percentiles (SGP) Delta

ELA



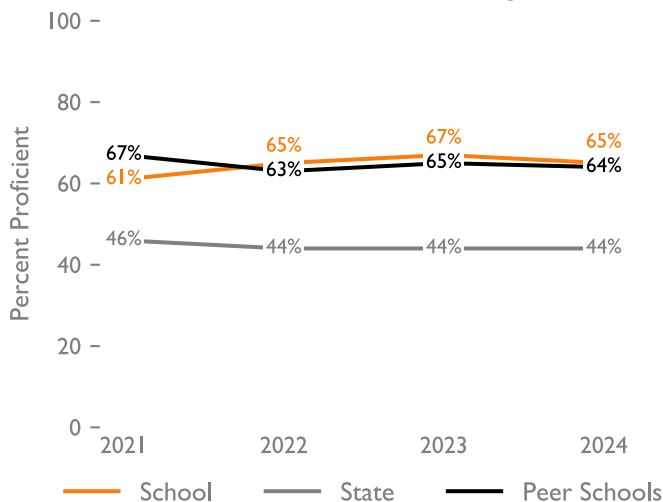
Math



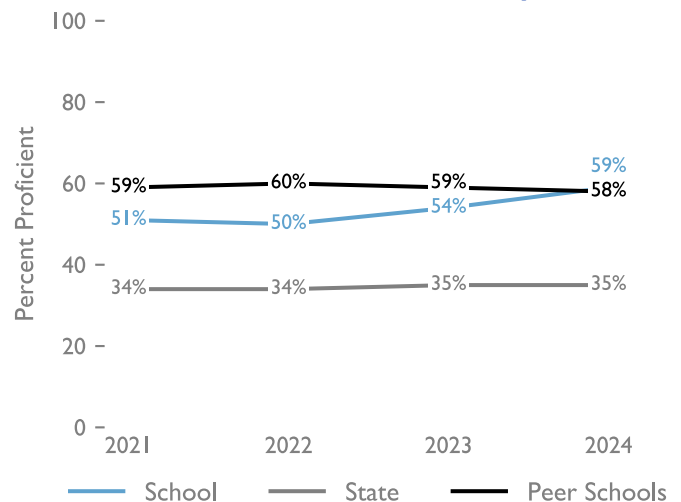
### M-STEP Proficiency Trends by Subject

School's data compared to Peer Schools and State Proficiency.

M-STEP ELA Proficiency



M-STEP Math Proficiency



This space reserved for SAT charts  
(not applicable here)

Note: Grade levels for which growth data are available for 2021-22 are limited due to no state testing in 2019-20 and low participation in state testing in 2020-21. Elementary grades did not receive a growth score.

\* Data suppression


# 2023-24 School Performance Report

## South Canton Scholars Charter Academy

### Roster of Statistically Similar Schools

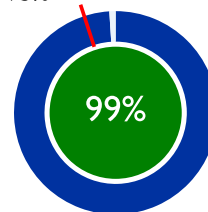
Distance in Miles	Peer School Name
0.65	Star International Academy
1.04	Bentley Elementary School
1.62	Liberty Middle School
1.99	Achieve Charter Academy
>2	Cross Creek Charter Academy
>2	Keystone Academy
>2	Plymouth Scholars Charter Academy
>2	South Arbor Charter Academy

### School Index



### Assessment Participation

Minimum Required: 95%\*\*



### Universal Support

#### Compliance Reporting Condition: Exceeds Standard

##### Exceeds Standards:

- At least 95% of board and school documents (combined) submitted to Epicenter on time

##### Meets Standards:

At least 85% of board and school documents (combined) submitted to Epicenter on time

##### Does Not Meet Standards:

Less than 85% board and school documents (combined) submitted to Epicenter on time

#### Financial Condition: Exceeds Standard

##### Exceeds Standards:

- Submitted to Epicenter on-time, unqualified opinion, and no significant deficiencies or material weaknesses

##### Meets Standards:

Submitted to Epicenter on-time, unqualified opinion, one or two significant deficiencies, and no material weaknesses

##### Does Not Meet Standards:

Late submission to Epicenter, unqualified, one or more material weaknesses or more than two significant deficiencies, OR qualified opinion

\*School Index minimum threshold is determined by MDE each year for bottom 5% of schools in the state.

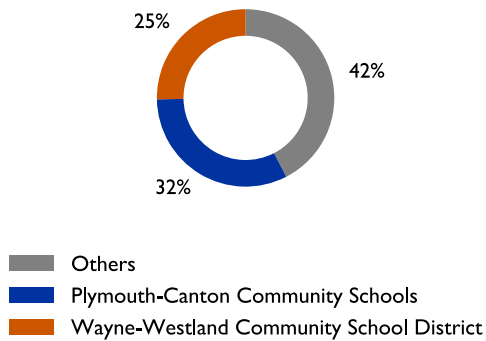
\*\*Assessment Participation minimum requirement of 95% is a federal requirement. Assessment participation reported in this report is measured based on the "number assessed" field in the spring (May) assessment results file divided by the "number enrolled" in the spring (Feb) audited student counts file.



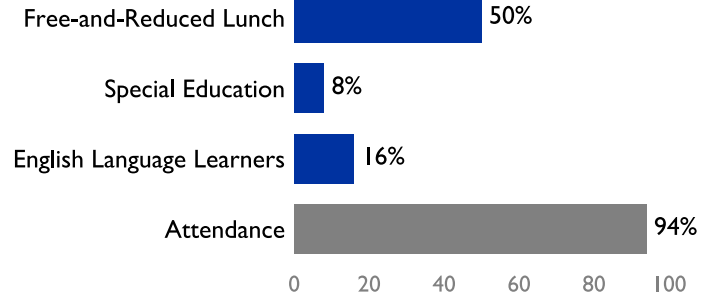
# 2023-24 School Performance Report

## South Canton Scholars Charter Academy

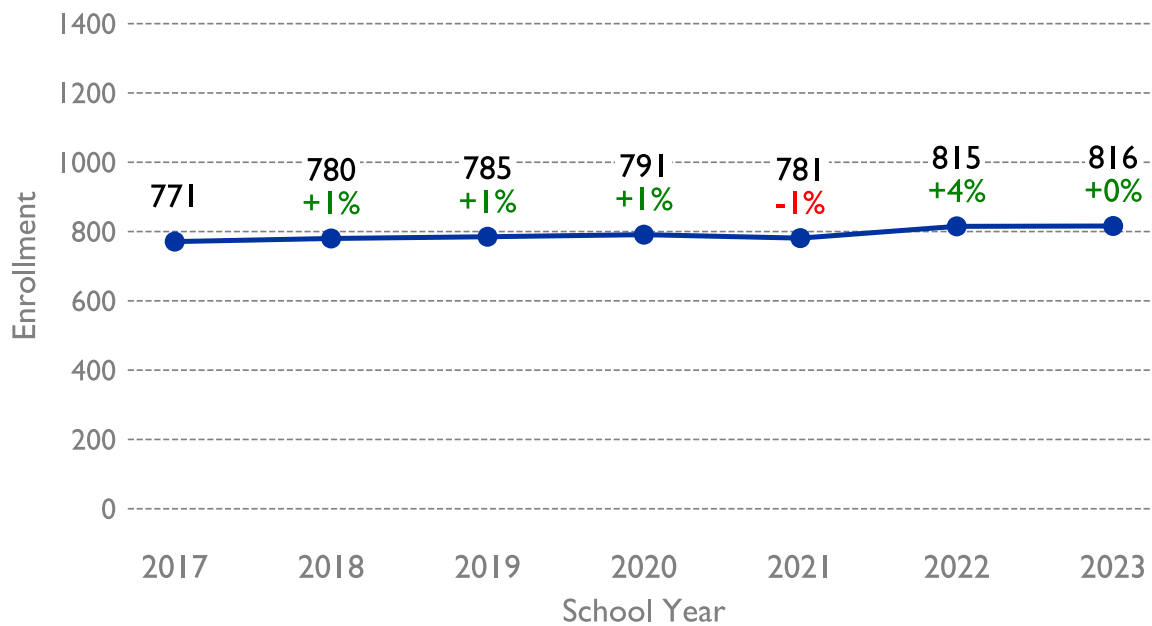
### Student Resident Districts



### Subgroup Enrollment and Attendance



### 7 Year Enrollment Trend



### Enrollment by Grade and Year

Grade Level	2017	2018	2019	2020	2021	2022	2023
K	111	110	110	113	147	142	118
1	88	89	90	87	118	122	118
2	88	88	92	87	90	118	118
3	87	85	90	87	89	87	119
4	88	87	83	87	89	91	92
5	86	88	88	87	84	89	91
6	81	76	81	85	85	87	78
7	73	74	73	81	37	49	40
8	69	83	78	77	42	30	42
Total	771	780	785	791	781	815	816
	2017	2018	2019	2020	2021	2022	2023

\* Data suppression

\*\* Refer to year opened on cover