

# 2023-24 School Performance Report

## Reach Charter Academy



[www.gvsu.edu](http://www.gvsu.edu)

25275 Chippendale Street  
Roseville, MI 48066

Grades Served: K-8

Contract Grades: K-8

Year Opened: 2008

**School's Mission:** The mission of Reach Charter Academy is to provide a challenging learning environment that promotes academic excellence and encourages students to be life-long learners.

# 2023-24 School Performance Report

## Reach Charter Academy

### Current Contract Term Length

5 years

### Contract Expiration Year

2027

### Board Members

Name	Board Role	Appointed	Term Ends
Karla Kish	President	July 12, 2019	June 30, 2026
Byron Johnson	Director	June 25, 2021	June 30, 2027
Dana Franklin	Director	February 10, 2017	June 30, 2025
Tamiko Logan	Director	July 12, 2024	June 30, 2027
vacant seat	Director		June 30, 2026

### Educational Service Provider

National Heritage Academies

### Academy Description

Reach Charter Academy, located in Roseville, Michigan, opened its doors in the fall of 2008. The school serves students from many neighboring school districts. These districts include, but are not limited to: Roseville, East Detroit, Detroit, Warren, Harper Woods, Saint Clair Shores, Grosse Pointe, Frasier, and Sterling Heights. During the 2023-2024 academic year, Reach enrolled 578 scholars from these communities.



### CSO Capacity Analysis

The Reach Charter Academy continues to exercise organizational and fiscal soundness. The academy board and school leadership are aligned on and remain faithful to the mission of the academy. The educational service provider hired a principal, teaching staff, and administrative deans to increase the academy's capacity in evaluating data, engaging in continuous improvement, and identifying appropriate interventions to improve student achievement. The academy's character development curriculum supports teachers in their knowledge and skill development while building a support system for social and emotional learners. The Charter Schools Office (CSO) is confident in the academy's capacity to deliver quality academic programming while maintaining a strong school culture during the subsequent term of the charter contract.

# 2023-24 School Performance Report

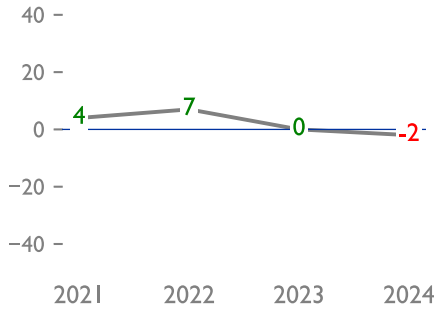
## Reach Charter Academy

### Educational Goals

Difference between the academy and statistically similar schools on M-STEP Proficiency, SAT Total Score, and Student Growth Percentile (SGP).

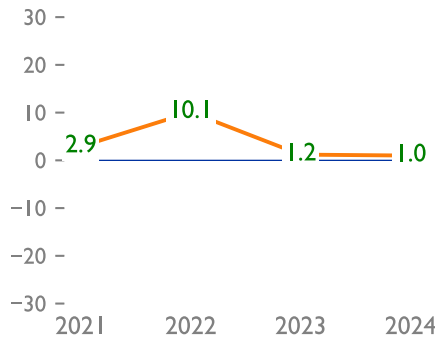
Proficiency Delta

M-STEP

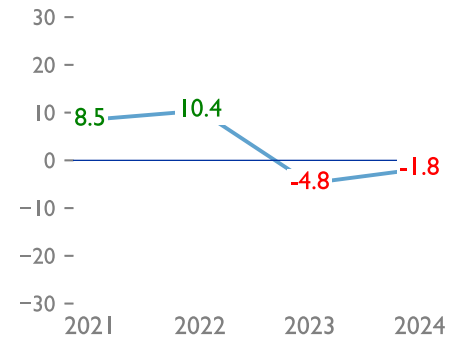


Student Growth Percentiles (SGP) Delta

ELA



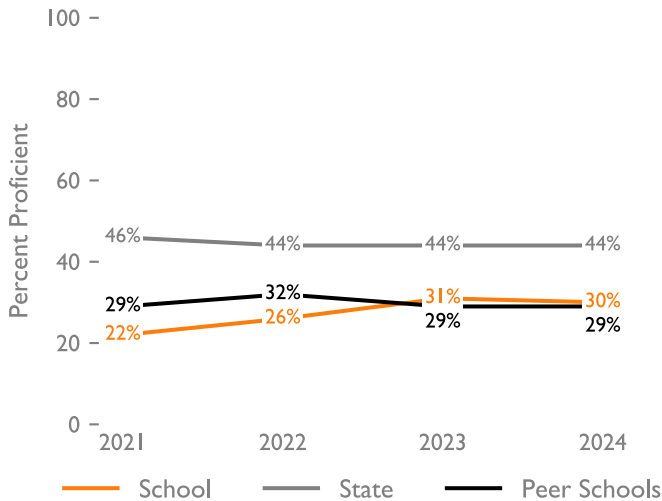
Math



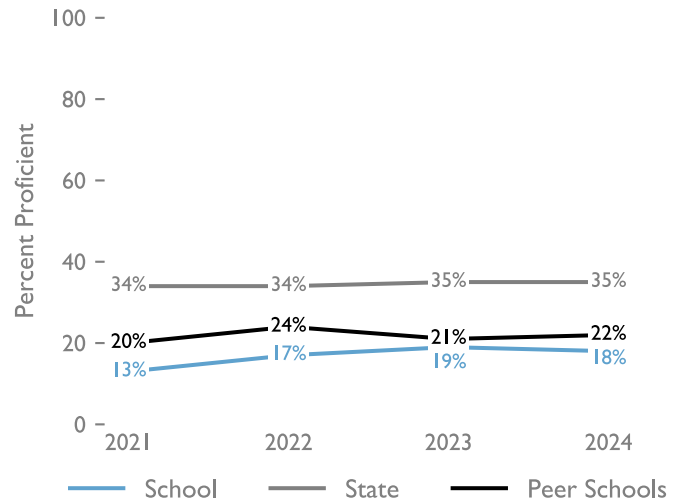
### M-STEP Proficiency Trends by Subject

School's data compared to Peer Schools and State Proficiency.

M-STEP ELA Proficiency



M-STEP Math Proficiency



This space reserved for SAT charts  
(not applicable here)

Note: Grade levels for which growth data are available for 2021-22 are limited due to no state testing in 2019-20 and low participation in state testing in 2020-21. Elementary grades did not receive a growth score.

\* Data suppression

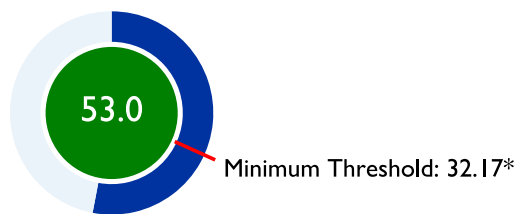
# 2023-24 School Performance Report

## Reach Charter Academy

### Roster of Statistically Similar Schools

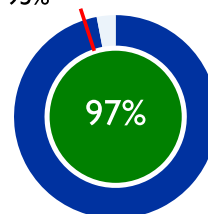
Distance in Miles	Peer School Name
0.45	Eastpointe Middle School
0.53	Ruth H. Green Elementary School
0.59	Princeton Elementary School
0.84	Harmon Elementary School
1.21	Greenwood Elementary School
1.4	Kaiser Elementary School
1.56	Dort Elementary School
1.68	Ardmore Elementary School
1.78	Bellview Elementary School
1.92	Roseville Middle School

### School Index



### Assessment Participation

Minimum Required: 95%\*\*



### Universal Support

### Compliance Reporting Condition: Exceeds Standard

#### Exceeds Standards:

- At least 95% of board and school documents (combined) submitted to Epicenter on time

#### Meets Standards:

At least 85% of board and school documents (combined) submitted to Epicenter on time

#### Does Not Meet Standards:

Less than 85% board and school documents (combined) submitted to Epicenter on time

### Financial Condition: Exceeds Standard

#### Exceeds Standards:

- Submitted to Epicenter on-time, unqualified opinion, and no significant deficiencies or material weaknesses

#### Meets Standards:

Submitted to Epicenter on-time, unqualified opinion, one or two significant deficiencies, and no material weaknesses

#### Does Not Meet Standards:

Late submission to Epicenter, unqualified, one or more material weaknesses or more than two significant deficiencies, OR qualified opinion

\*School Index minimum threshold is determined by MDE each year for bottom 5% of schools in the state.

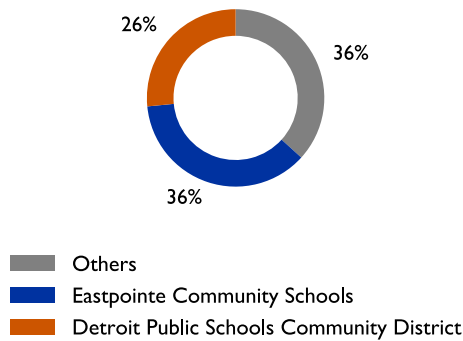
\*\*Assessment Participation minimum requirement of 95% is a federal requirement. Assessment participation reported in this report is measured based on the "number assessed" field in the spring (May) assessment results file divided by the "number enrolled" in the spring (Feb) audited student counts file.



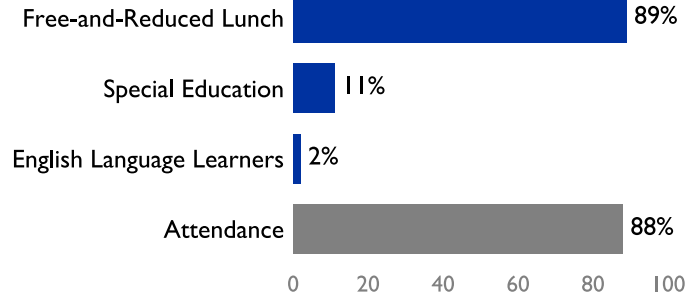
# 2023-24 School Performance Report

## Reach Charter Academy

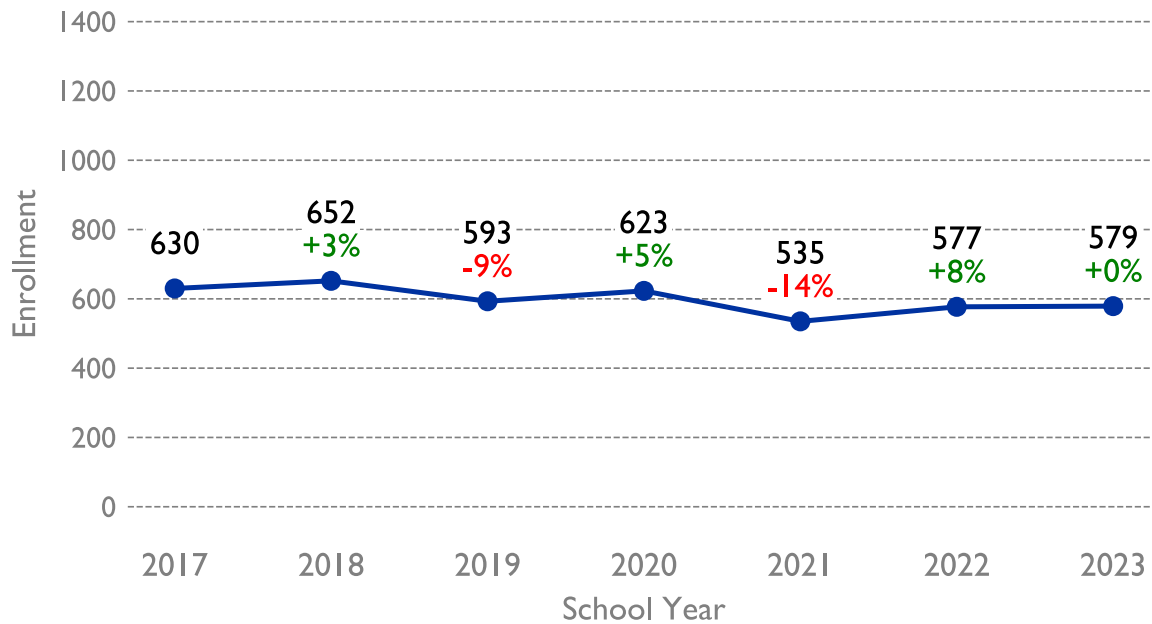
### Student Resident Districts



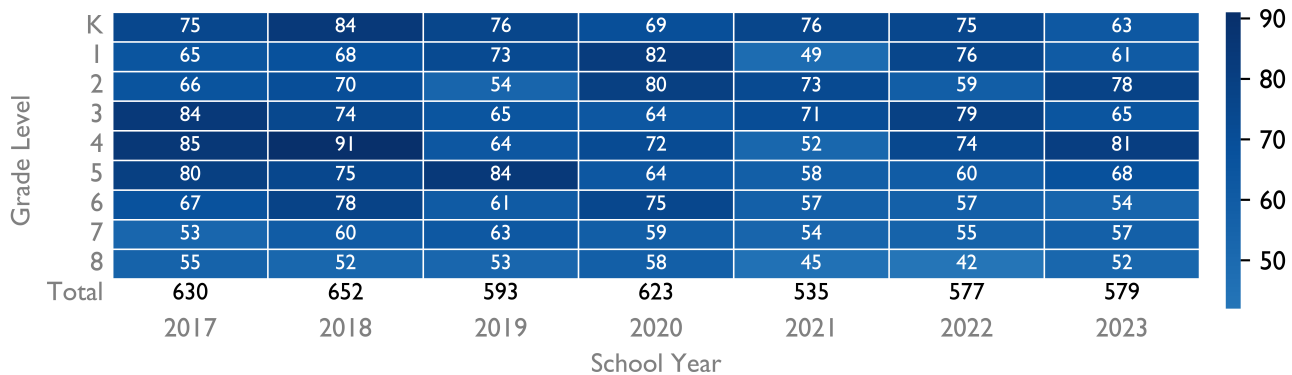
### Subgroup Enrollment and Attendance



### 7 Year Enrollment Trend



### Enrollment by Grade and Year



\* Data suppression

\*\* Refer to year opened on cover