

2021-22 School Performance Report

Oakland Academy



Grade Configuration

K-8 (K-8 Contract)

Current Contract Term Length

7 years (2025)

Education Service Provider

Foundation for Behavioral Resources

Location

6325 Oakland Drive, Portage, MI 49204

Board President

Charles Simpson

Board Members

David Kidder, Therese Searles, Alexandria Wibert, Jeffrey Boyd

CSO Capacity Analysis

Oakland Academy has historically demonstrated organizational soundness and fiscal stability along with positive results on the M-STEP, outperform peer school in proficiency. The CSO has observed that the academy board provides support and resources to the academy and its leadership, and that leadership at the building level is effective. The CSO has observed high parental involvement at the academy, indicated by a PTO presence at all board meetings, which suggests a strong relationship between the academy and the families it serves. The CSO has also observed changes at the education service provider may have impacted operations at the academy. The CSO believes that greater stability within the service provider and focused efforts to improve academic performance will lead to the academy achieving greater levels of success.

Summary

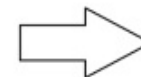
Oakland Academy is a K-8 charter public academy offering small class sizes, weekly progress reports and individualized instruction in a small family like environment. The academy prides itself on high parental involvement, a transparent curriculum and strong core academics.

Highlights

The academy retained 100% of its staff.

99% of students showed academic growth from fall to spring on NWEA assessments.

Enrollment grow by 15% during the 2021-2022 school year.

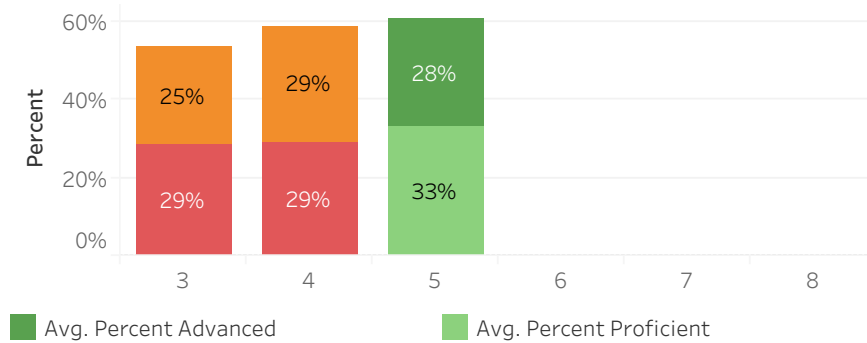


2021-22 School Performance Report

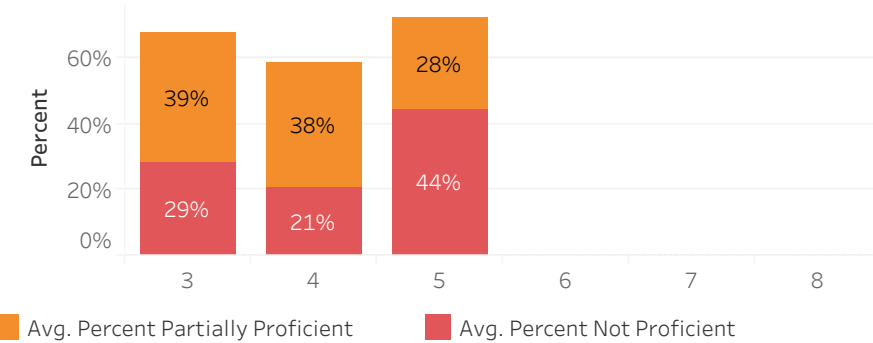
Oakland Academy



2022 Spring M-STEP (3-7) and PSAT (8) ELA PL



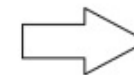
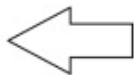
2022 Spring M-STEP (3-7) and PSAT (8) Math PL



Educational Goals: Difference between the academy and statistically similar schools on M-STEP Proficiency, Student Growth Percentile, and SAT Total Score.

*Growth measures rely on multiple years of data and 2019-20 is unavailable (due to no testing that year) and 2020-21 had low participation and will not be used. Only the following grades and subjects are expected to have student growth reported for 2021-22: Grades 6, 7, 8 and 11. **No data due to cancellation of state testing due to COVID-19. ***Data may be less reliable than in previous years due to testing conditions. NA* represents data suppression.

2022 School Index (Threshold 23.88) 42.06	2022 ELA Student Growth Percentile* NA	2022 Math Student Growth Percentile* NA
M-STEP Academic Trend 2020** NA	M-STEP Academic Trend 2021*** 3	M-STEP Academic Trend 2022 4
2022 SAT Reading and Writing NA	2022 SAT Mathematics NA	2022 SAT Total Score NA
SAT Academic Trend 2020** NA	SAT Academic Trend 2021*** NA	SAT Academic Trend 2022 NA



2021-22 School Performance Report

Oakland Academy



Roster of Statistically Similar Schools*

- Haverhill Elementary School, 0.4mi
- Amberly Elementary School, 0.6 mi
- Portage North Middle School, 1.3 mi
- Angling Road Elementary School, 1.3 mi
- Hillsdale Preparatory School, >2 mi

*List of school buildings determined annually by GVSU to be the most demographically, socioeconomically, programmatically, and geographically similar to the school.

2022 Test Participation Rate

98.9%

Spring 2022 State average test participation rate is 94.7%.

Any school below 95% participation rate will be marked in red.

Educational Goals on Charter Contract (Schedule 7-1)

Academic Achievement

As measured by the state assessment, the school’s percentage of total tested students in all tested grades identified as proficient in all tested subjects or identified as college ready as reported by the Michigan Department of Education will meet or exceed the select peer schools’ mean reported percentage of total tested students in all tested grades identified as proficient in all tested subjects or identified as college ready.

Academic Growth

As measured by the state assessment, the school’s mean student growth percentile rank in English language arts and math will meet or exceed the select peer schools’ mean student growth percentile rank.

Compliance Reporting Condition

Exceeds Standards

Exceeds Standards: At least 95% of board and school documents (combined) submitted to Epicenter on time

Meets Standards: At least 85% of board and school documents (combined) submitted to Epicenter on time

Does Not Meet Standards: Less than 85% board and school documents (combined) submitted to Epicenter on time

Financial Condition

Exceeds Standards

Exceeds Standards: Submitted to Epicenter on-time, unqualified opinion, and no significant deficiencies or material weaknesses

Meets Standards: Submitted to Epicenter on-time, unqualified opinion, one or two significant deficiencies, and no material weaknesses

Does Not Meet Standards: Late submission to Epicenter, unqualified, one or more material weaknesses or more than two significant deficiencies, OR qualified opinion

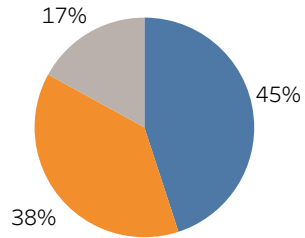


2021-22 School Performance Report

Oakland Academy



2021-22 Student Resident Districts



Student Resident Districts Legend

Blue: Portage 45%
 Orange: Kalamazoo Public 38%
 Gray: Other 17%

2021-22 Attendance Rate

91%

2021-22 Free and Reduced Lunch

45%

2021-22 Special Education Enrollment

12%

2021-22 English Language Learners

3 Year Enrollment

