

Michigan Virtual Charter Academy

School Information

Grade Configuration: K-12 (K-12 Contract)

Current Contract Term Length: 2 Years

Education Service Provider:

Location: 678 Front Avenue NW, Suite 190, Grand Rapids, MI 49504

Board President: Marva Foster

Board Members:

Tarolyn Buckles Monique Lake

Sa'Keenha Hester Scott Stangeland

Pryor Crowe

Summary & Key School Highlights

Summary: Founded in 2010, Michigan Virtual educates approximately 3000 students from across Michigan. Michigan Virtual provides a high quality general program of fundamental education in reading, mathematics, science, social studies, with differentiated instruction.

Highlights:

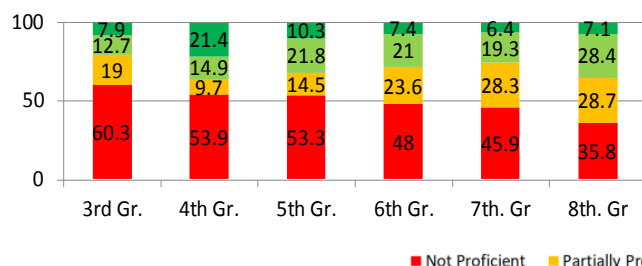
- It offers an alternative to educational needs for students
- Small classes; low student to teacher ratio
- Individualized instruction for all students

CSO Capacity Analysis

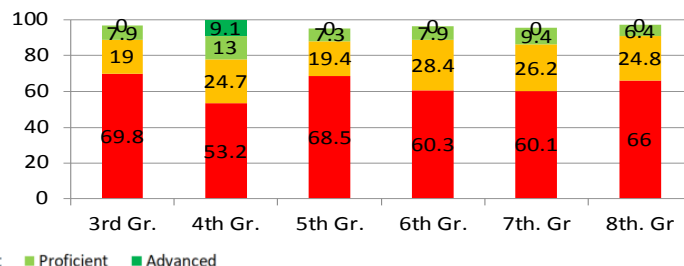
Michigan Virtual Charter Academy's educational capacity and academic results have demonstrated improvement. The academy has made sufficient academic progress to alleviate concerns previously expressed in a Notice of Intent to Revoke the Charter Contract. The academy also demonstrates organizational soundness and fiscal stability. The school values data and uses it to individualize instruction. The CSO believes that this is especially important, given the diverse and sometimes transient nature of the academy's student population. The academy receives strong support and resources from its management company and board. The academy has a robust and well thought-out intervention program that reaches diverse student populations and believes that these systems are integral to the school's academic success.

Academic Performance

2018 Spring MSTEP ELA Proficiency



2018 Spring MSTEP Math Proficiency



SAT Evidence-based Reading and Writing

489.3

SAT Mathematics

439

SAT Total Score

928.3

Academic Achievement and Trend K-8 (M-STEP Proficiency)

MSTEP Proficiency difference between MVCA and statistically similar schools.

2016

1%

2017

▼ -1%

2018

▼ -2%

Academic Achievement and Trend 9-12 (SAT Total Score)

SAT Total Score difference between MVCA and statistically similar schools.

2016

-15.4

2017

▲ -8.1

2018

▲ +8.6

Academic Growth (MSTEP SGP)

Mean Student Growth Percentile Rank difference between MCVA and statistically similar schools.

2017

ELA

-2.6

Math

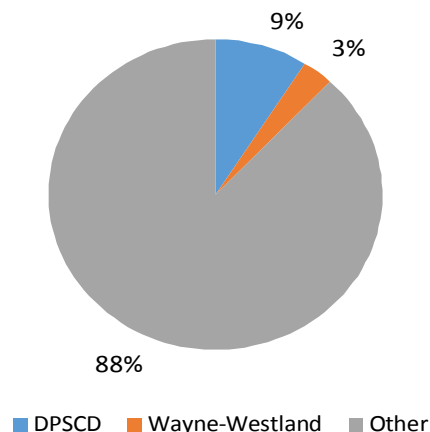
-0.1

Michigan Virtual Charter Academy

Roster of Statistically Similar Schools

School Name	Distance
Michigan Connections Academy	Virtual
LifeTech Academy	Virtual
Regents Academy	Virtual
ICademy Global	Virtual
Michigan International Prep School	Virtual
Michigan Great Lakes Virtual Academy	Virtual

Students' Resident Districts



Attendance Rate

All Students 97.63%

2017-18 Compliance Reporting

Does Not Meet Standards

(Less than 85% board and school documents (combined) submitted to Epicenter on time)

2017-18 Financial Condition (based on FY 17 audit)

Exceeds Standards

(Audited financial statements submitted on time, unqualified opinion, and no significant deficiencies or material weaknesses)

Enrollment Trend by Grade

