

Michigan Mathematics and Science Academy

School Information	Summary & Key School Highlights
--------------------	---------------------------------

Grade Configuration: K-5 and K-12 (K-12 Contract)
Current Contract Term Length: 7 Years
Education Service Provider: Concept Schools, Inc.
Location:
 K-5: 28501 Lorraine Ave, Warren, MI 48093
 K-12: 27300 Dequindre Rd, Warren, MI 48092
Board President: Myra Dutton
Board Members:
 Marquette R. Davis
 Suleyman Uludag

Summary:
 Michigan Mathematics and Science Academy was founded in 2009.. Its college preparatory educational program focuses on math, science, and technology.

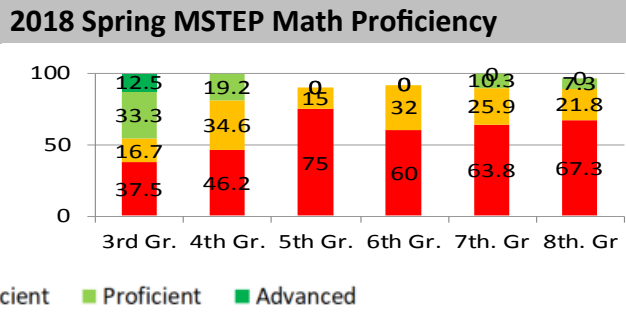
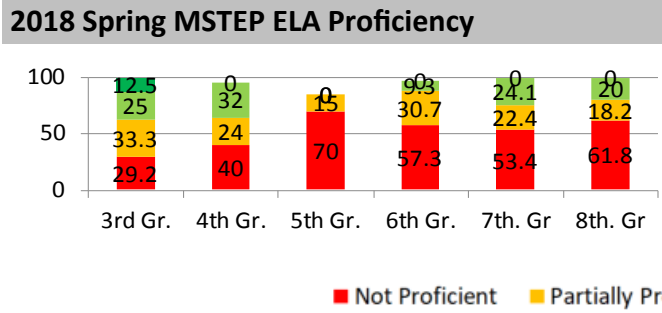
Highlights:

- The class of 2016 (24 students) earned more than \$1 million in scholarships.
- Teachers and staff members have visited more than 50% of parents at least once to build strong relationships with the community.

CSO Capacity Analysis

Michigan Mathematics and Science Academy is organizationally stable and has demonstrated the ability to operate all grades K through 12. Though the school’s academic achievement is currently similar to that of statistically similar schools, and based on the academic record of its education service provider, the CSO is confident in the school’s long-term ability to operate a successful academic program. The CSO believes that the school has the capacity to operate at two sites, one with a K-8 and one with a K-12 grade configuration, without diminishing its current educational program.

Academic Performance



SAT Evidence-based Reading and Writing	SAT Mathematics	SAT Total Score
--	-----------------	-----------------

471.9

437.6

909.5

Academic Achievement and Trend K-8 (M-STEP Proficiency)

MSTEP Proficiency difference between MMSA and statistically similar schools.

2016	2017	2018
-3%	=-3%	▲ +4%

Academic Growth (MSTEP SGP)

Mean Student Growth Percentile Rank difference between MMSA and statistically similar schools.

Academic Achievement and Trend 9-12 (SAT Total Score)

SAT Total Score difference between MMSA and statistically similar schools.

2016	2017	2018
NA	NA	+74.2

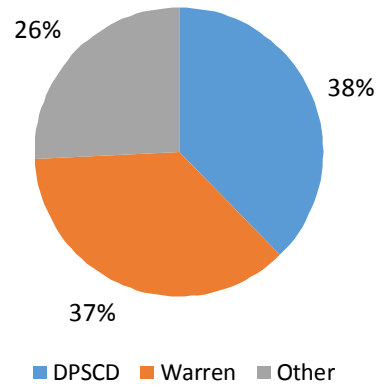
2017	
ELA	Math
-2.7	-3.7

Michigan Mathematics and Science Academy

Roster of Statistically Similar Schools

School Name	Distance
Wolfe Middle School	0.8mi
Lincoln Middle School	1.4mi
Academy 21	0.6mi
Center Line High School	0.5mi
Success Academy	0.9mi
Lincoln High School	1.2mi
May V. Peck Elementary School	0.7mi
Crothers Elementary School	1.2mi
McKinley Elementary School	1.3mi
Marjorie Carlson Elementary School	1.4mi
Mark C. Roose Elementary School	1.6mi
Westwood Elementary School	1.9mi
LINCOLN ELEMENTARY SCHO	1.5mi

Students' Resident Districts



Attendance Rate

All Students 92.53%

2017-18 Compliance Reporting

Exceeds Standards
 (At least 95% of board and school documents submitted on time)

2017-18 Financial Condition (based on FY 17 audit)

Exceeds Standards
 (Audited financial statements submitted on time, unqualified opinion, and no significant deficiencies or material weaknesses)

Enrollment Trend by Grade

