

2023-24 School Performance Report

Legacy Charter Academy



www.gvsu.edu

4900 East Hildale Street
Detroit, MI 48234

Grades Served: K-8

Contract Grades: K-8

Year Opened: 2010

School's Mission: Legacy Charter Academy's mission is to offer the families of the northeast Detroit area a K-8 school that has a challenging academic program and a culture that values integrity, academic excellence, and accountability, where each and every student is given the opportunity for success in high school, college and beyond.

2023-24 School Performance Report

Legacy Charter Academy

Current Contract Term Length

5 years

Contract Expiration Year

2029

Board Members

Name	Board Role	Appointed	Term Ends
Peter Stickney	President	October 16, 2009	June 30, 2027
Ajara Alghali	Director	November 2, 2012	June 30, 2027
Carlanda Hawkins	Director	April 29, 2011	June 30, 2027
Snezana Crkovski	Director	October 16, 2009	June 30, 2025
vacant seat	Director		June 30, 2026

Educational Service Provider

National Heritage Academies

Academy Description

Legacy Charter Academy opened its doors to the Krainz Woods neighborhood and the Eastside of Detroit in the Fall of 2010. Legacy Charter Academy is founded upon the NHA four pillars to success: Academic Excellence, Moral Focus, Student Responsibility, and Parental Partnerships. Our goal is to develop a school that students, teachers, and our community deserve. Our mission is to challenge each child to achieve their greatest potential.



CSO Capacity Analysis

Legacy Charter Academy's charter contract was set to expire on June 30, 2024, resulting in the academy going through the renewal process during the 23-24 academic year. During the renewal visit, the Charter Schools Office (CSO) observed that the academy continues to demonstrate fiscal and organizational stability. Academic performance is improving compared to statistically similar schools. As a result, the academy was awarded a five-year charter contract renewal. Additionally, the CSO has observed that the academy board is long-standing with strong leadership in every role; are aligned in the mission and vision of the school, and they are dedicated to the success of the academy. Academy leadership is strong and intentionally cultivating a culturally diverse and positive environment. Enrollment has also remained steady. This evidence provides the CSO with confidence the academy has the capacity to strengthen its academic program and remain a quality educational option for families in the community it serves.

2023-24 School Performance Report

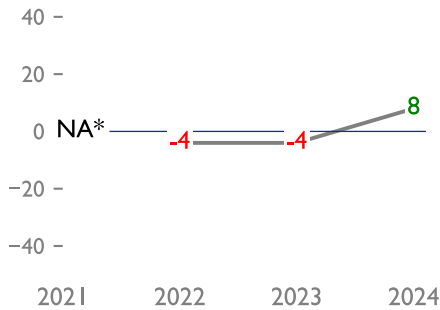
Legacy Charter Academy

Educational Goals

Difference between the academy and statistically similar schools on M-STEP Proficiency, SAT Total Score, and Student Growth Percentile (SGP).

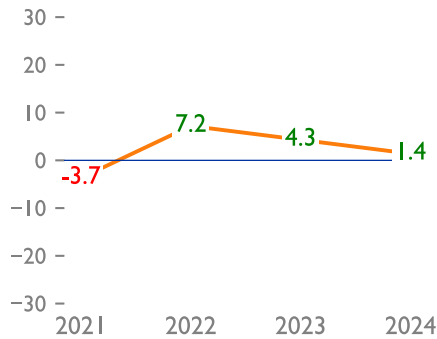
Proficiency Delta

M-STEP

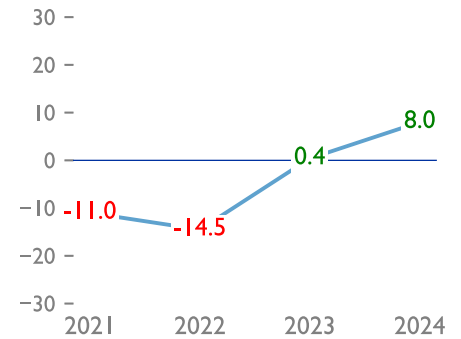


Student Growth Percentiles (SGP) Delta

ELA



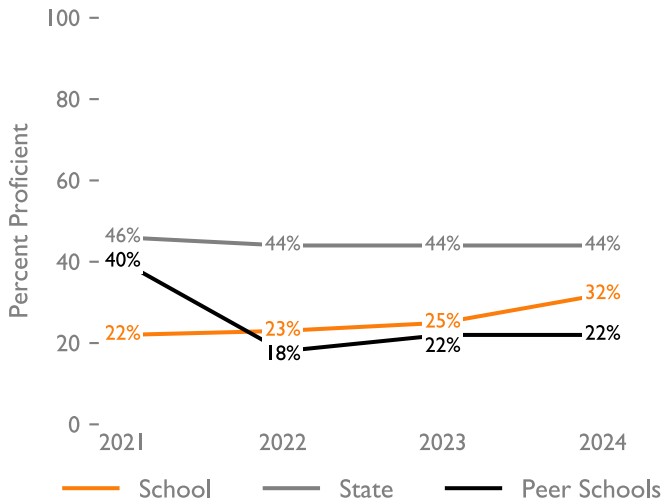
Math



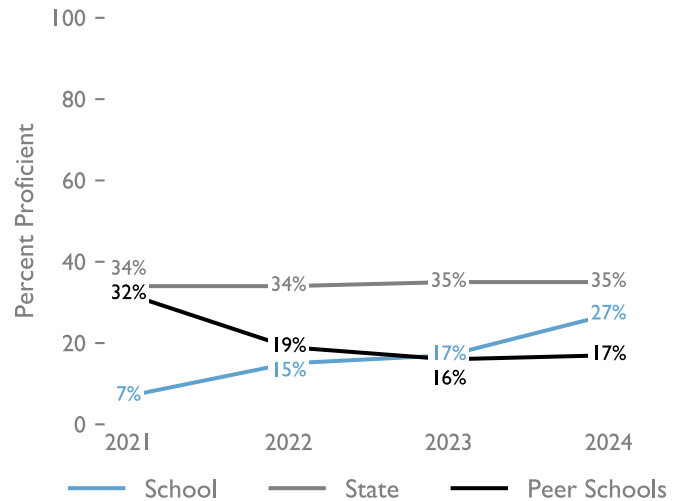
M-STEP Proficiency Trends by Subject

School's data compared to Peer Schools and State Proficiency.

M-STEP ELA Proficiency



M-STEP Math Proficiency



This space reserved for SAT charts
(not applicable here)

Note: Grade levels for which growth data are available for 2021-22 are limited due to no state testing in 2019-20 and low participation in state testing in 2020-21. Elementary grades did not receive a growth score.

* Data suppression


2023-24 School Performance Report

Legacy Charter Academy

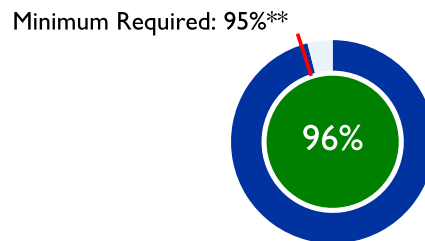
Roster of Statistically Similar Schools

Distance in Miles	Peer School Name
0.87	Commonwealth Community Development Academy
0.91	Mason Academy
1.05	Dove Academy of Detroit
1.2	Cornerstone Jefferson-Douglass Academy
1.41	Davison Elementary-Middle School
1.42	Marion Law Academy
1.74	Hamtramck Academy
1.98	Nolan Elementary-Middle School

School Index



Assessment Participation



Universal Support

Compliance Reporting Condition: Exceeds Standard

Exceeds Standards:

- At least 95% of board and school documents (combined) submitted to Epicenter on time

Meets Standards:

At least 85% of board and school documents (combined) submitted to Epicenter on time

Does Not Meet Standards:

Less than 85% board and school documents (combined) submitted to Epicenter on time

Financial Condition: Exceeds Standard

Exceeds Standards:

- Submitted to Epicenter on-time, unqualified opinion, and no significant deficiencies or material weaknesses

Meets Standards:

Submitted to Epicenter on-time, unqualified opinion, one or two significant deficiencies, and no material weaknesses

Does Not Meet Standards:

Late submission to Epicenter, unqualified, one or more material weaknesses or more than two significant deficiencies, OR qualified opinion

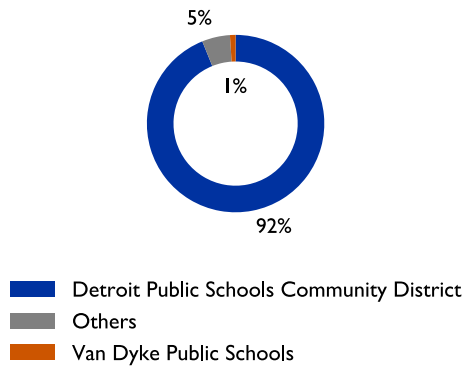
*School Index minimum threshold is determined by MDE each year for bottom 5% of schools in the state.

**Assessment Participation minimum requirement of 95% is a federal requirement. Assessment participation reported in this report is measured based on the "number assessed" field in the spring (May) assessment results file divided by the "number enrolled" in the spring (Feb) audited student counts file.

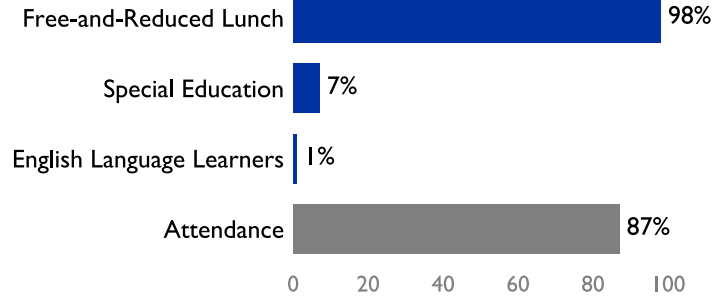
2023-24 School Performance Report

Legacy Charter Academy

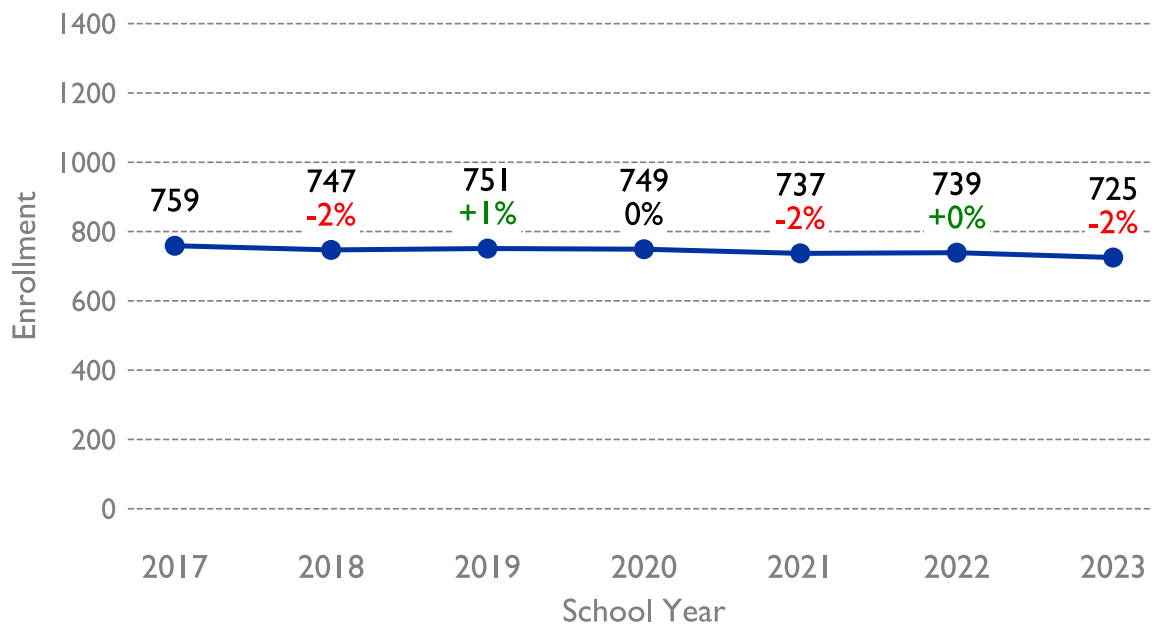
Student Resident Districts



Subgroup Enrollment and Attendance



7 Year Enrollment Trend



Enrollment by Grade and Year

Grade Level	2017	2018	2019	2020	2021	2022	2023
K	80	83	81	75	83	82	81
1	87	78	84	86	87	81	81
2	87	90	81	87	88	78	83
3	88	83	90	79	81	88	85
4	86	83	84	90	75	79	91
5	83	86	90	83	86	85	75
6	86	85	75	84	83	86	83
7	81	83	87	82	79	76	74
8	81	76	79	83	75	84	72
Total	759	747	751	749	737	739	725
	2017	2018	2019	2020	2021	2022	2023

* Data suppression

** Refer to year opened on cover