

Knapp Charter Academy

School Information

Grade Configuration: K-8 (K-8 Contract)
Current Contract Term Length: 7 years
Education Service Provider: National Heritage Academies
Location: 1759 Leffingwell NE, Grand Rapids, MI 49525

Board President: Zoe Wilson

Board Members:

Cheryl Elmer	Michael Golder
Keith Lang	Elaine Meredith

Summary & Key School Highlights

Summary:

Knapp Charter Academy is an established academy located in Grand Rapids Township. Established in 1997, the academy has an enrollment of more than 700 students in grades Kindergarten through 8.

Highlights:

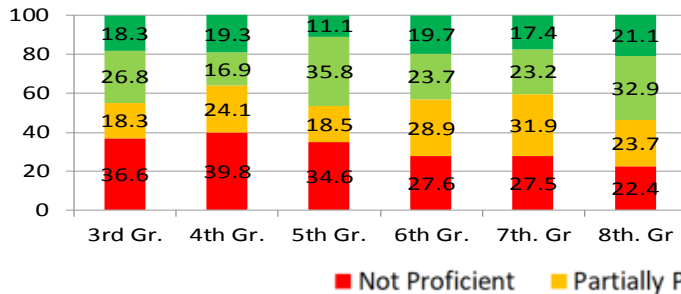
- Average length of service for classrooms teachers is 15 years.
- The academy out performs its local district.
- Has a committed and dedicated parent community.

CSO Capacity Analysis

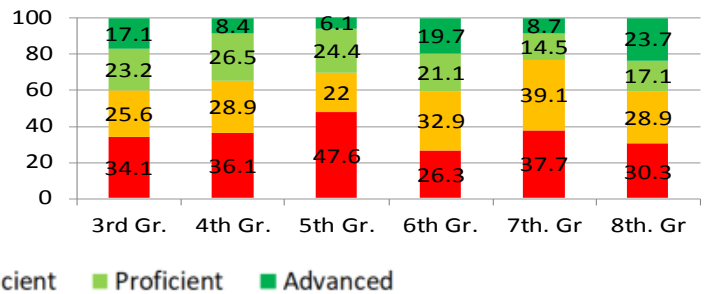
Knapp Charter Academy has demonstrated organizational soundness and fiscal stability, with mixed academic results. The CSO notes low teacher turnover and a well-established leadership team, which provides a stable learning environment. However, during the renewal process, the CSO observed that due to a gradual change in the demographical make-up of the student body the school may be struggling to adapt to this changing population. The CSO, board of directors, and management organization have been working together to ensure that Knapp staff are provided with training to ensure they better understand each student's unique learning needs. The CSO believes that this better understanding will lead to increased student achievement. This support, coupled by evidence gathered during the renewal process, provides the CSO with confidence that the school's internal capacity to deliver strong academic results improve.

Academic Performance

2018 Spring MSTEP ELA Proficiency



2018 Spring MSTEP Math Proficiency



SAT Evidence-based Reading and Writing

NA

SAT Mathematics

NA

SAT Total Score

NA

Academic Achievement and Trend K-8 (M-STEP Proficiency)

MSTEP Proficiency difference between Knapp and statistically similar schools.

2016	2017	2018
▼ -6%	▼ -7%	▲ -4%

Academic Achievement and Trend 9-12 (SAT Total Score)

SAT Total Score difference between Knapp and statistically similar schools.

2016	2017	2018
Not Applicable	Not Applicable	Not Applicable

Academic Growth (MSTEP SGP)

Mean Student Growth Percentile Rank difference between Knapp and statistically similar schools.

2017

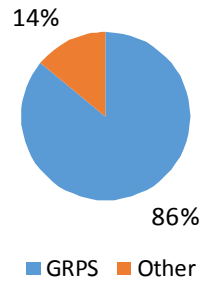
ELA	Math
+5.1	+7.3

Knapp Charter Academy

Roster of Statistically Similar Schools

School Name	Distance
Orchard View Elementary School	1.3mi
Metro Charter Academy	>2mi
West MI Academy of Environmental Science	>2mi

Students' Resident Districts



Attendance Rate

All Students 94.68%

2017-18 Compliance Reporting

Exceeds Standards
 (At least 95% of board and school documents submitted on time)

2017-18 Financial Condition (based on FY 17 audit)

Exceeds Standards
 (Audited financial statements submitted on time, unqualified opinion, and no significant deficiencies or material weaknesses)

Enrollment by grade trend

