



2023-24 School Performance Report

University Preparatory Art & Design Middle/High



www.gvsu.edu

485 W Milwaukee Street
Detroit, MI 48202

Grades Served: 6-12

Contract Grades: 6-12

Year Opened: 2009

School's Mission: We Prepare students for success in life.

2023-24 School Performance Report

University Preparatory Art & Design Middle/High

Current Contract Term Length

10 years

Contract Expiration Year

2029

Board Members

| Name | Board Role | Appointed | Term Ends |
|----------------|------------|-------------------|---------------|
| Joseph Aristeo | President | February 14, 2014 | June 30, 2026 |
| Denise Lewis | Director | November 4, 2011 | June 30, 2026 |
| Donald Tuski | Director | April 24, 2020 | June 30, 2026 |
| Edward Parks | Director | April 28, 2006 | June 30, 2027 |
| John Cleary | Director | February 14, 2014 | June 30, 2025 |
| Karen Obsniuk | Director | November 6, 2015 | June 30, 2025 |
| Linda Forte | Director | November 5, 2021 | June 30, 2025 |
| vacant seat | Director | | June 30, 2026 |
| vacant seat | Director | | June 30, 2027 |

Educational Service Provider

Detroit 90/90

Academy Description

University Prep Art & Design Middle School is a culturally responsive community that immerses students in the Deeper Learning skills and mindsets to creatively transform their world. At University Prep Art & Design Middle School we are a community that is rooted in developmentally appropriate, culturally responsive and restorative, academic and culture rituals that focus on learning and joy, and advocacy for ourselves, each other, and our community. University Prep Art & Design High School is a space that is rooted in culturally responsive learning that honors relationships, high academic achievement, and symbolic rituals that promote pride in ourselves, our school, and our community. University Prep Art & Design High School is on a mission to celebrate black excellence and dismantle racial inequity by providing students with a culturally responsive educational experience that prepares them for college/career pathways.

CSO Capacity Analysis

University Preparatory Art & Design Middle/High, the CSO observed that the academy continues to offer a rich educational experience, building upon its focus on social justice and educating in a manner consistent with its mission. The CSO continues to see evidence that leadership is intentionally strengthening itself as a network, focusing on improved connections between academies to support student advancement through the system. The academy board, education service provider, and leadership continue to invest in the academies and provide sound leadership. Has demonstrated organizational and fiscal stability, consistent with other campuses under its charter. The CSO is confident in the academy's capacity to improve its academic program and see increased student results during the remainder of its charter contract.

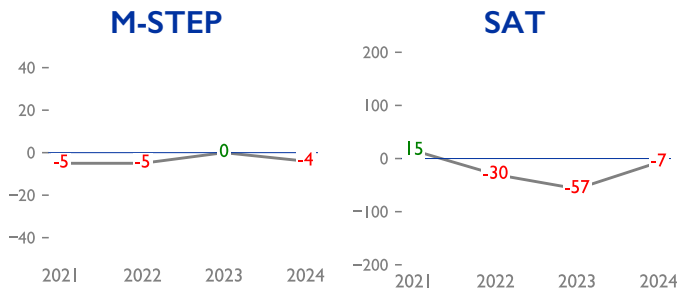
2023-24 School Performance Report

University Preparatory Art & Design Middle/High

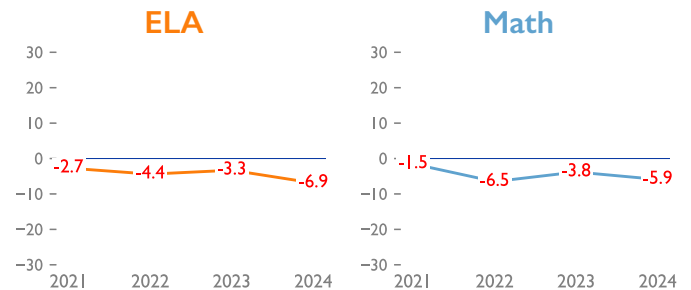
Educational Goals

Difference between the academy and statistically similar schools on M-STEP Proficiency, SAT Total Score, and Student Growth Percentile (SGP).

Proficiency Delta



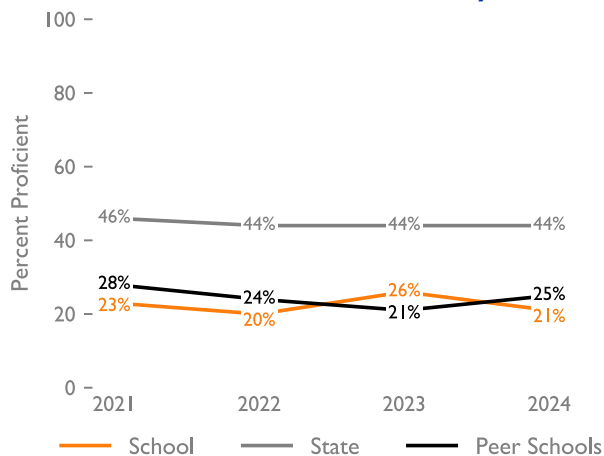
Student Growth Percentiles (SGP) Delta



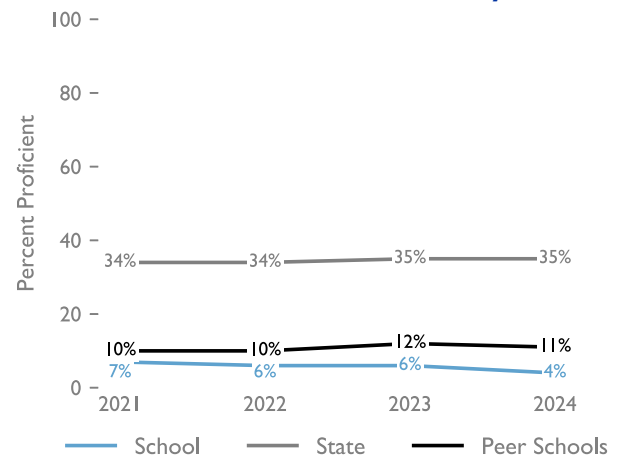
M-STEP Proficiency and SAT Average Score Trends by Subject

School's data compared to Peer Schools and State Proficiency and Average scores.

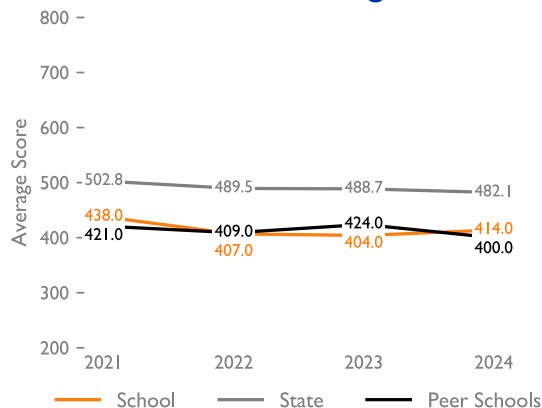
M-STEP ELA Proficiency



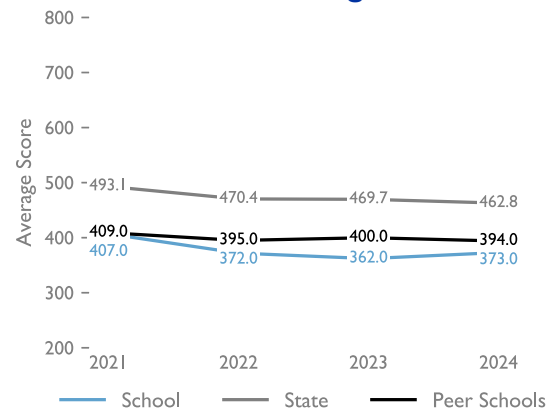
M-STEP Math Proficiency



SAT EBRW** Average Score



SAT Math Average Score



Note: Grade levels for which growth data are available for 2021-22 are limited due to no state testing in 2019-20 and low participation in state testing in 2020-21. Elementary grades did not receive a growth score.

* Data suppression

** Evidence-Based Reading and Writing


2023-24 School Performance Report

University Preparatory Art & Design Middle/High

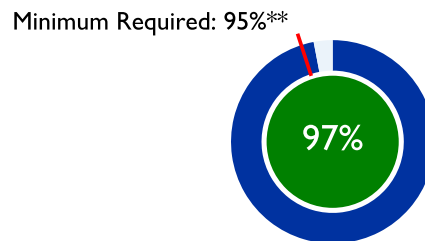
Roster of Statistically Similar Schools

| Distance in Miles | Peer School Name |
|-------------------|--------------------------------------------------------------|
| 0.38 | University Preparatory Academy (PSAD) - High School |
| 0.91 | University Preparatory Science and Math (PSAD) Middle School |
| 0.96 | University Preparatory Academy (PSAD) - Middle |
| 1.53 | Northwestern High School |
| 1.93 | Frontier International Academy |
| 1.96 | Oakland International Academy - High School |
| >2 | Advanced Tech |
| | |
| | |
| | |

School Index



Assessment Participation



Comprehensive Support and Improvement

Compliance Reporting Condition: Exceeds Standard

Exceeds Standards:

- At least 95% of board and school documents (combined) submitted to Epicenter on time

Meets Standards:

At least 85% of board and school documents (combined) submitted to Epicenter on time

Does Not Meet Standards:

Less than 85% board and school documents (combined) submitted to Epicenter on time

Financial Condition: Exceeds Standard

Exceeds Standards:

- Submitted to Epicenter on-time, unqualified opinion, and no significant deficiencies or material weaknesses

Meets Standards:

Submitted to Epicenter on-time, unqualified opinion, one or two significant deficiencies, and no material weaknesses

Does Not Meet Standards:

Late submission to Epicenter, unqualified, one or more material weaknesses or more than two significant deficiencies, OR qualified opinion

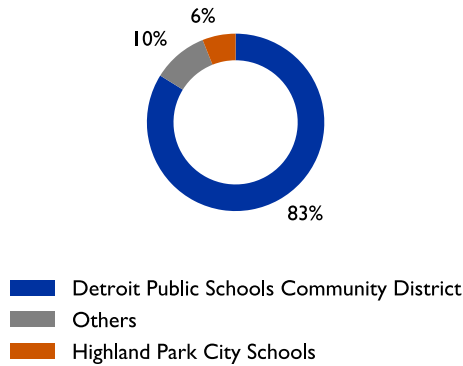
*School Index minimum threshold is determined by MDE each year for bottom 5% of schools in the state.

**Assessment Participation minimum requirement of 95% is a federal requirement. Assessment participation reported in this report is measured based on the "number assessed" field in the spring (May) assessment results file divided by the "number enrolled" in the spring (Feb) audited student counts file.

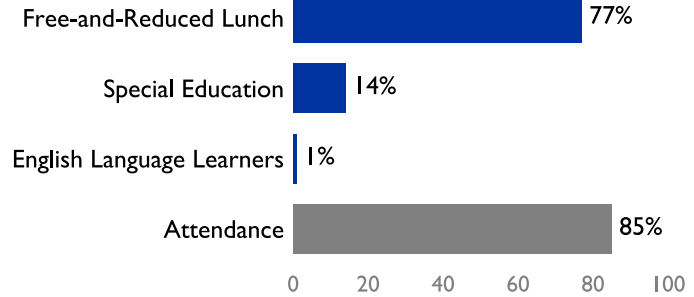
2023-24 School Performance Report

University Preparatory Art & Design Middle/High

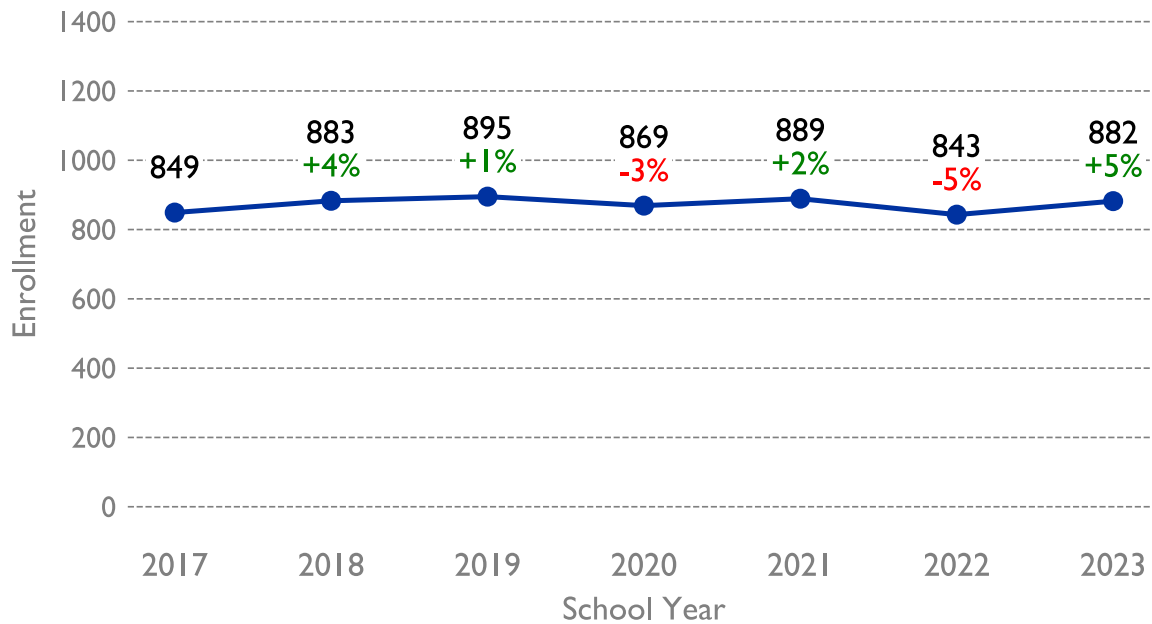
Student Resident Districts



Subgroup Enrollment and Attendance



7 Year Enrollment Trend



Enrollment by Grade and Year

| Grade Level | 2017 | 2018 | 2019 | 2020 | 2021 | 2022 | 2023 |
|--------------|------------|------------|------------|------------|------------|------------|------------|
| 6 | 115 | 108 | 108 | 122 | 105 | 121 | 118 |
| 7 | 127 | 127 | 128 | 113 | 142 | 113 | 139 |
| 8 | 132 | 138 | 140 | 130 | 124 | 134 | 128 |
| 9 | 132 | 138 | 137 | 134 | 139 | 114 | 122 |
| 10 | 134 | 139 | 137 | 128 | 135 | 130 | 127 |
| 11 | 110 | 132 | 127 | 126 | 125 | 129 | 133 |
| 12 | 99 | 101 | 118 | 116 | 119 | 102 | 115 |
| Total | 849 | 883 | 895 | 869 | 889 | 843 | 882 |
| | 2017 | 2018 | 2019 | 2020 | 2021 | 2022 | 2023 |

* Data suppression

** Refer to year opened on cover