

# Hanley International Academy

## School Information Summary & Key School Highlights

**Grade Configuration:** K-8 (K-8 Contract)  
**Current Contract Term Length:** 7 years  
**Education Service Provider:** The Romine Group

**Location:** 2400 Denton Street, Hamtramck, MI 48212

**Board President:** Jeffrey Leib  
**Board Members:**

|                 |                 |
|-----------------|-----------------|
| Chaffaye Carter | Richard Kaufman |
| Zenna Elhasan   | Stella Szczesny |

**Summary:**  
 Opened in 2005, Hanley International Academy is a K-8 school located in Hamtramck. It serves more than 650 students and is operated by The Romine Group.

**Highlights:**

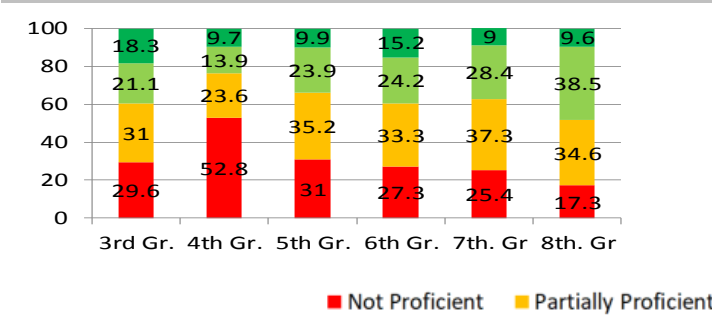
- The state preschool Great Start Readiness Program for four-year-olds is offered at the school.
- A variety of athletic and academic after-school programs are available.

## CSO Capacity Analysis

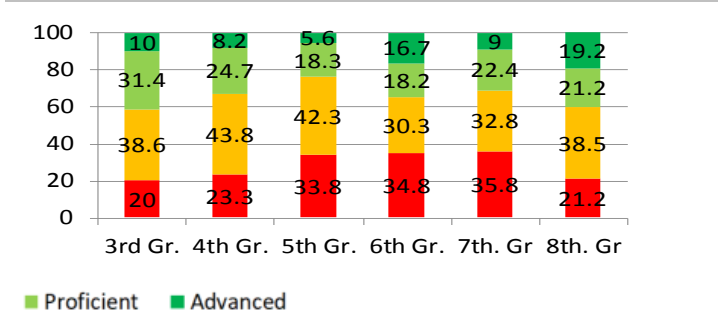
Hanley International Academy (“HIA”) has demonstrated strength in its educational program, organizational soundness, and fiscal stability. The CSO notes that HIA academically outperforms statistically similar schools in both proficiency and growth as measured by the state assessment. HIA’s board of directors and leadership team are well-established, provide a cohesive vision for the school, and have demonstrated strong fiscal stewardship. During the renewal process, the CSO observed that the school exhibited a positive culture that is embracing of the diverse population that it serves. Lastly, evidence gathered during this process showed that HIA has in place systems and procedures necessary to both sustain and improve its educational program. This provides the CSO with confidence that the school’s internal capacity to deliver strong academic results will remain solid.

## Academic Performance

### 2018 Spring MSTEP ELA Proficiency



### 2018 Spring MSTEP Math Proficiency



|   |                        |                        |
|---|------------------------|------------------------|
| <b>SAT Evidence-based Reading and Writing</b> | <b>SAT Mathematics</b> | <b>SAT Total Score</b> |
| NA  | NA                     | NA                     |

### Academic Achievement and Trend K-8 (M-STEP Proficiency)

MSTEP Proficiency difference between Hanley and statistically similar schools.

| 2016 | 2017   | 2018   |
|------|--------|--------|
| +16% | ▼ +14% | ▲ +16% |

### Academic Achievement and Trend 9-12 (SAT Total Score)

SAT Total Score difference between Hanley and statistically similar schools.

| 2016           | 2017           | 2018           |
|----------------|----------------|----------------|
| Not Applicable | Not Applicable | Not Applicable |

### Academic Growth (MSTEP SGP)

Mean Student Growth Percentile Rank difference between Hanley and statistically similar schools.

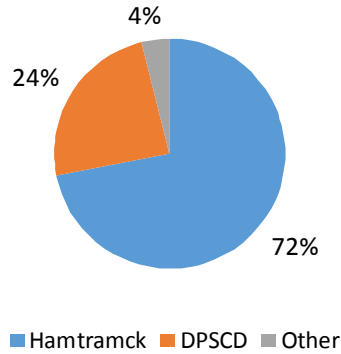
| 2017 |      |
|------|------|
| ELA  | Math |
| +5.9 | -0.1 |

## Hanley International Academy

### Roster of Statistically Similar Schools

| School Name                      | Distance |
|----------------------------------|----------|
| Holbrook School                  | 0.1mi    |
| Caniff Liberty Academy           | 1.0mi    |
| Davison Elementary-Middle School | 2.0mi    |
| Flagship Charter Academy         | >2mi     |
| Richfield Public School Academy  | >2mi     |

### Students' Resident Districts



### Attendance Rate

All Students 94.94%

### 2017-18 Compliance Reporting

Exceeds Standards

(At least 95% of board and school documents submitted on time)

### 2017-18 Financial Condition (based on FY 17 audit)

Exceeds Standards

(Audited financial statements submitted on time, unqualified opinion, and no significant deficiencies or material weaknesses)

### Enrollment by grade trend

