

Grand River Preparatory High School

School Information	Summary & Key School Highlights
--------------------	---------------------------------

Grade Configuration: 9-12 (9-12 Contract)

Current Contract Term Length: 7 years

Education Service Provider: PrepNet

Location: 650 52nd Street, Kentwood, MI 49548

Board President: Andy Devries

Board Members:

John Booy	David Herbert
Peter Johnson	Patti Zehr

Summary: Grand River Preparatory High Academy opened in 2008 with a focus on college readiness. The average ACT score is 22.3. 100% of graduating seniors are accepted to college. Enrollment at the academy is around 620 students for grades 9-12.

Highlights:

- Ranked 4th by US News and World Report as a top performing high academy in the country.
- Maintains a 100% graduation rate. The academy provides staff support for tracking college applications and acceptances.
- Offers 21 AP courses.

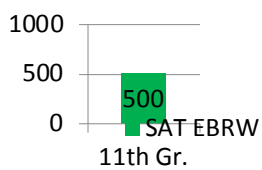
CSO Capacity Analysis

The academy has consistently demonstrated strength in its educational program, organizational soundness, and fiscal stability. For example, Grand River Preparatory High Academy prides itself on preparing all students for college and career. 90% of parents surveyed are satisfied with the performance of the academy. Growth scores over time continue to improve in both Reading and Math. College readiness scores are approaching expected goal for the SAT college-readiness benchmark.


Academic Performance

2018 Spring SAT Evidence based reading & writing	2018 Spring SAT Mathematics
--	-----------------------------

SAT EBRW



SAT Math



SAT Evidence-based Reading and Writing	SAT Mathematics	SAT Total Score
--	-----------------	-----------------

500	487.5	987.5
-----	-------	-------

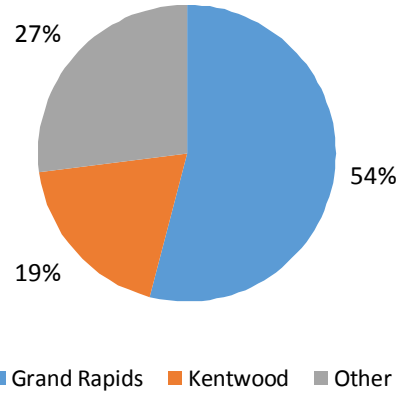
Academic Achievement and Trend K-8 (M-STEP Proficiency)			Academic Growth (MSTEP SGP)	
MSTEP Proficiency difference between Grand River Prep and statistically similar schools.			Mean Student Growth Percentile Rank difference between Grand River Prep and statistically similar schools.	
2016	2017	2018		
NA	NA	NA		
Academic Achievement and Trend 9-12 (SAT Total Score)			2017	
SAT Total Score difference between Grand River Prep and statistically similar schools.			ELA	Math
2016	2017	2018	+12.3	-6.1
+116.3	▼ +97.6	▼ +59.7		

Grand River Preparatory High School

Roster of Statistically Similar Schools

School Name	Distance
Kelloggsville High School	0.9mi
54th Street Academy	1.0mi
Merrill High School	>2mi
Munising High and Middle School	>2mi
Martin High School	>2mi
Breckenridge High School	>2mi

Students' Resident Districts



Attendance Rate

All Students 93.19%

2017-18 Compliance Reporting

Exceeds Standards
(At least 95% of board and school documents submitted on time)

2017-18 Financial Condition (based on FY 17 audit)

Exceeds Standards
(Audited financial statements submitted on time, unqualified opinion, and no significant deficiencies or material weaknesses)

Enrollment by grade trend

