

2021-22 School Performance Report

Forest Academy



Grade Configuration

K-8 (K-8 Contract)

Current Contract Term Length

5 years (2023)

Education Service Provider

Foundation for Behavioral Resources

Location

5196 Comstock Ave, Kalamazoo, MI 49048

Board President

Nancy Murray

Board Members

Kurt Haller, Michael Ward, Whitney Wilkins, Cheryl Blood

CSO Capacity Analysis

Forest Academy is fiscally and organizationally stable, but academic performance has struggled during the term of its charter contract. The CSO observed new leadership has had a positive impact on culture of building. The CSO notes that changes at the education service provider may have caused transitional issues that have negatively impacted the academy's performance. The academy's charter contract expires on June 30, 2023. To inform the renewal process, the CSO will be conducting a comprehensive review of the academy's capacity relative to its educational goals and expectations established in GVSU's charter renewal framework. An in-person site renewal visit will take place, which will include stakeholder focus groups and classroom observations to assess Forest's academic, organizational, and fiscal capacity moving forward.

Summary

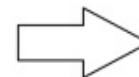
Forest Academy is a charter public school located in Kalamazoo, Michigan. The academy's goal is to ignite young minds by providing a safe, educationally rich learning environment where each child is successful. The academy has a unique curriculum which is delivered to the students in small class sizes where the students are able to receive individualized instruction. The academy keeps parents informed of their child's performance with weekly progress reports.

Highlights

83% of students showed growth on the Reading NWEA and 95% of students showed growth on the Math NWEA.

70% of students in grades 3-5 participated in an after-school Science Club, utilizing the community's Science Exploration Center.

The academy welcomed Minnie, a registered therapy dog, whose job is to support students' well-being, promote a sense of belonging in school, and reduce stress and anxiety.



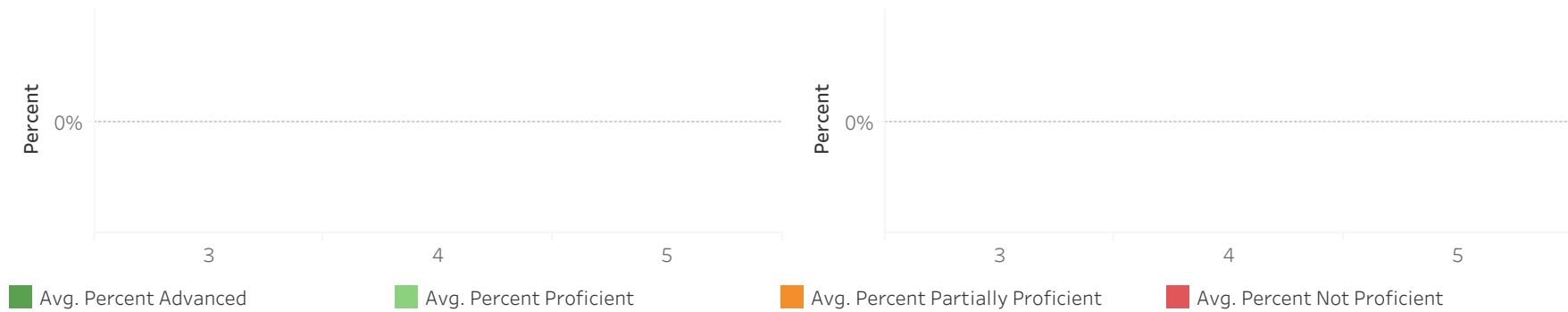
2021-22 School Performance Report

Forest Academy



2022 Spring M-STEP (3-7) and PSAT (8) ELA PL

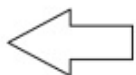
2022 Spring M-STEP (3-7) and PSAT (8) Math PL



Educational Goals: Difference between the academy and statistically similar schools on M-STEP Proficiency, Student Growth Percentile, and SAT Total Score.

*Growth measures rely on multiple years of data and 2019-20 is unavailable (due to no testing that year) and 2020-21 had low participation and will not be used. Only the following grades and subjects are expected to have student growth reported for 2021-22: Grades 6, 7, 8 and 11. **No data due to cancellation of state testing due to COVID-19. ***Data may be less reliable than in previous years due to testing conditions. NA* represents data suppression.

2022 School Index (Threshold 23.88) 22.07	2022 ELA Student Growth Percentile* NA	2022 Math Student Growth Percentile* NA
M-STEP Academic Trend 2020** NA	M-STEP Academic Trend 2021*** -10	M-STEP Academic Trend 2022 NA*
2022 SAT Reading and Writing NA	2022 SAT Mathematics NA	2022 SAT Total Score NA
SAT Academic Trend 2020** NA	SAT Academic Trend 2021*** NA	SAT Academic Trend 2022 NA



2021-22 School Performance Report

Forest Academy



Roster of Statistically Similar Schools*

- Northeastern Elementary School, 2.0 mi
- Cole Academy, >2 mi
- Ewen-Trout Creek Consolidated School, >2 mi
- Noor International Academy, >2 mi

*List of school buildings determined annually by GVSU to be the most demographically, socioeconomically, programmatically, and geographically similar to the school.

2022 Test Participation Rate

97.0%

Spring 2022 State average test participation rate is 94.7%.

Any school below 95% participation rate will be marked in red.

Educational Goals on Charter Contract (Schedule 7-1)

Academic Achievement

As measured by the state assessment, the school's percentage of total tested students in all tested grades identified as proficient in all tested subjects or identified as college ready as reported by the Michigan Department of Education will meet or exceed the select peer schools' mean reported percentage of total tested students in all tested grades identified as proficient in all tested subjects or identified as college ready.

Academic Growth

As measured by the state assessment, the school's mean student growth percentile rank in English language arts and math will meet or exceed the select peer schools' mean student growth percentile rank.

Compliance Reporting Condition

Exceeds Standards

Exceeds Standards: At least 95% of board and school documents (combined) submitted to Epicenter on time

Meets Standards: At least 85% of board and school documents (combined) submitted to Epicenter on time

Does Not Meet Standards: Less than 85% board and school documents (combined) submitted to Epicenter on time

Financial Condition

Exceeds Standards

Exceeds Standards: Submitted to Epicenter on-time, unqualified opinion, and no significant deficiencies or material weaknesses

Meets Standards: Submitted to Epicenter on-time, unqualified opinion, one or two significant deficiencies, and no material weaknesses

Does Not Meet Standards: Late submission to Epicenter, unqualified, one or more material weaknesses or more than two significant deficiencies, OR qualified opinion

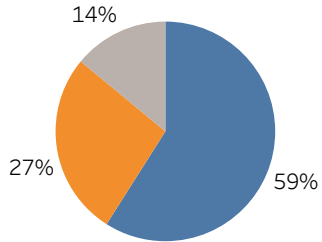


2021-22 School Performance Report

Forest Academy



2021-22 Student Resident Districts



Student Resident Districts Legend

Blue: Comstock Public 59%
 Orange: Kalamazoo Public 27%
 Gray: Other 14%

2021-22 Attendance Rate

90%

2021-22 Free and Reduced Lunch

74%

2021-22 Special Education Enrollment

NA

2021-22 English Language Learners

3 Year Enrollment

