



2023-24 School Performance Report

Excel Charter Academy



www.gvsu.edu

4201 Breton Road SE
Grand Rapids, MI 49512

Grades Served: K-8

Contract Grades: K-12

Year Opened: 1995

School's Mission: We - the students, parents, and staff members of Excel Charter Academy - will work diligently to pursue our goals of high moral character and academic excellence.

2023-24 School Performance Report

Excel Charter Academy

Current Contract Term Length

7 years

Contract Expiration Year

2026

Board Members

Name	Board Role	Appointed	Term Ends
Dale Mowry	President	April 26, 1996	June 30, 2026
Benjamin Williams	Director	April 27, 2018	June 30, 2027
Janorise Robinson	Director	February 24, 2023	June 30, 2027
Jenny Gomez Cabrera	Director	April 27, 2018	June 30, 2026
Kris Mauren	Director	October 10, 1997	June 30, 2027
Kristen McWilliams	Director	June 22, 2020	June 30, 2025
Mark Brieve	Director	April 24, 2015	June 30, 2025

Educational Service Provider

National Heritage Academies

Academy Description

Excel opened in 1995 as National Heritage Academies' first charter school. The school now serves 780 students in grades Y5-8, over 60% of whom qualify for the National Free and Reduced Lunch Program. Excel Charter Academy is dedicated to developing students through accessible and rigorous instruction that empowers them to become their very best. Excel has a student population that represents around 60 different countries. We celebrate this wonderful diversity with a Parade of Nations each year.



CSO Capacity Analysis

Excel Charter Academy consistently demonstrates strength in its educational programs, organizational soundness, and fiscal stability. The CSO has observed a strong alignment between its governing board and leadership team, and both advance the shared mission and vision for the academy. Strong administrative support is present to oversee academic performance and demonstrates a commitment to enhance teaching and learning. Excel continues to out-perform peer schools in all subject areas. The school receives support and resources from its management company and board. In total, the CSO is confident in the academy's capacity to continue delivering strong academic results.

2023-24 School Performance Report

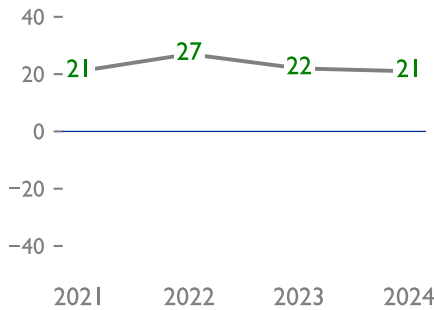
Excel Charter Academy

Educational Goals

Difference between the academy and statistically similar schools on M-STEP Proficiency, SAT Total Score, and Student Growth Percentile (SGP).

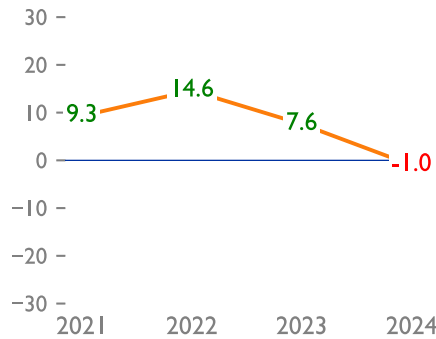
Proficiency Delta

M-STEP

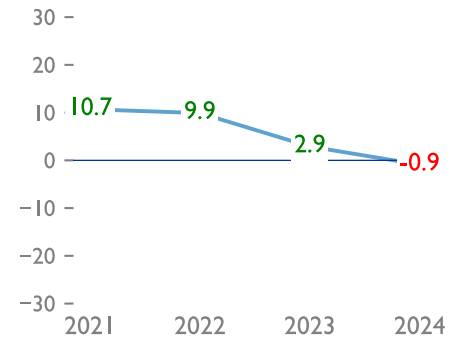


Student Growth Percentiles (SGP) Delta

ELA



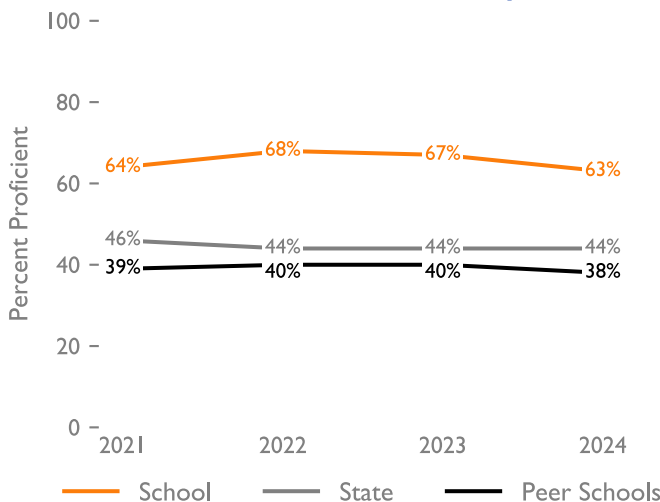
Math



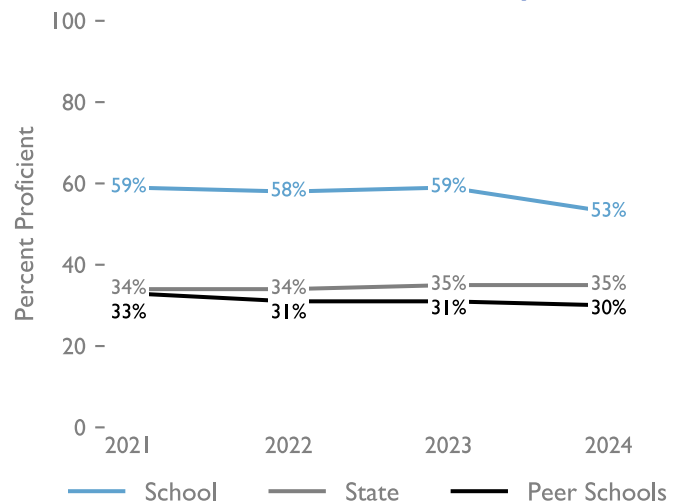
M-STEP Proficiency Trends by Subject

School's data compared to Peer Schools and State Proficiency.

M-STEP ELA Proficiency



M-STEP Math Proficiency



This space reserved for SAT charts
(not applicable here)

Note: Grade levels for which growth data are available for 2021-22 are limited due to no state testing in 2019-20 and low participation in state testing in 2020-21. Elementary grades did not receive a growth score.

* Data suppression

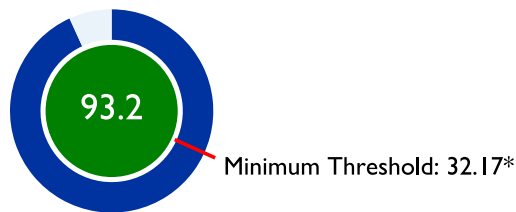
2023-24 School Performance Report

Excel Charter Academy

Roster of Statistically Similar Schools

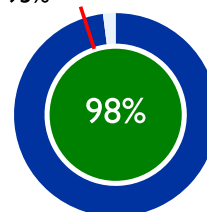
Distance in Miles	Peer School Name
0.6	Crestwood Middle School
0.7	Sherwood Global Studies Academy
1.13	Bowen Elementary
1.44	New Branches Charter Academy
>2	Creative Montessori Academy
>2	Grand River Academy
>2	South Pointe Scholars Charter Academy
>2	Vanguard Charter Academy

School Index



Assessment Participation

Minimum Required: 95%**



Universal Support

Compliance Reporting Condition: Exceeds Standard

Exceeds Standards:

- At least 95% of board and school documents (combined) submitted to Epicenter on time

Meets Standards:

At least 85% of board and school documents (combined) submitted to Epicenter on time

Does Not Meet Standards:

Less than 85% board and school documents (combined) submitted to Epicenter on time

Financial Condition: Exceeds Standard

Exceeds Standards:

- Submitted to Epicenter on-time, unqualified opinion, and no significant deficiencies or material weaknesses

Meets Standards:

Submitted to Epicenter on-time, unqualified opinion, one or two significant deficiencies, and no material weaknesses

Does Not Meet Standards:

Late submission to Epicenter, unqualified, one or more material weaknesses or more than two significant deficiencies, OR qualified opinion

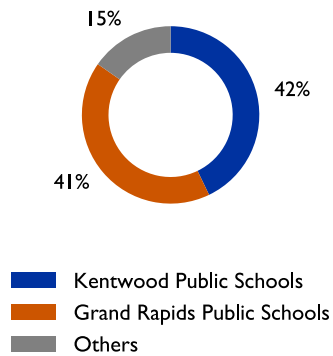
*School Index minimum threshold is determined by MDE each year for bottom 5% of schools in the state.

**Assessment Participation minimum requirement of 95% is a federal requirement. Assessment participation reported in this report is measured based on the "number assessed" field in the spring (May) assessment results file divided by the "number enrolled" in the spring (Feb) audited student counts file.

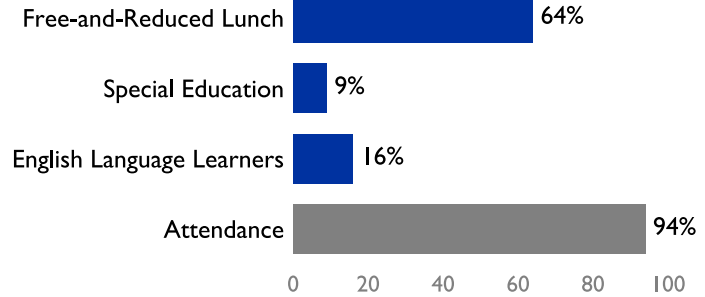
2023-24 School Performance Report

Excel Charter Academy

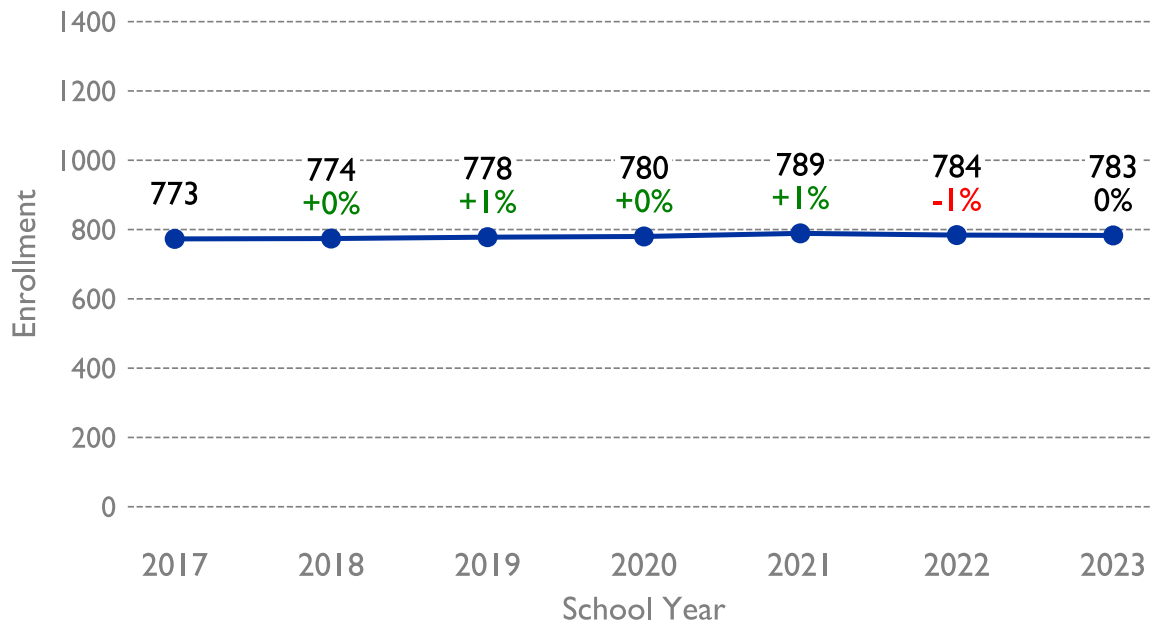
Student Resident Districts



Subgroup Enrollment and Attendance



7 Year Enrollment Trend



Enrollment by Grade and Year

Grade Level	2017	2018	2019	2020	2021	2022	2023
K	105	107	108	107	113	107	107
1	84	84	84	85	84	85	84
2	84	84	83	84	84	83	85
3	84	84	84	85	85	84	85
4	84	84	84	85	84	86	85
5	84	84	85	86	85	85	84
6	83	81	84	85	84	84	85
7	82	83	83	82	84	84	84
8	83	83	83	81	86	86	84
Total	773	774	778	780	789	784	783
	2017	2018	2019	2020	2021	2022	2023

* Data suppression

** Refer to year opened on cover