

Vanguard Charter Academy

School Information

Grade Configuration: K-8 (K-8 Contract)
Current Contract Term Length: 7 years
Education Service Provider: National Heritage Academies

Location: 1620 52nd Street SW, Wyoming, MI 49519

Board President: Matthew Maletich

Board Members:

Michele Jourdan

Michael Kothe

Michelle Simons

Summary & Key School Highlights

Summary:

Located in the suburban community of Wyoming, MI, Vanguard Charter welcomed students in 1996. The school has a record of achieving relatively high academic growth with the student population it serves.

Highlights:

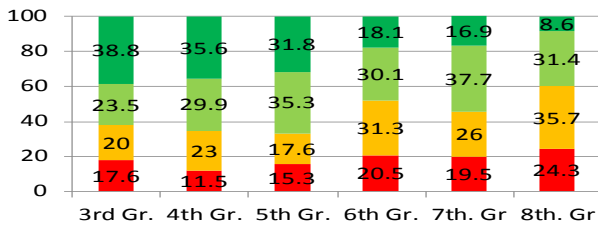
- The Parent-Teacher Organization provides financial support to drive the academies' mission and vision.
- The academy consistently outperforms the local school district.
- The board is comprised of stakeholders from the local area who provide resources to assist with providing students with learning experiences beyond the traditional classroom.

CSO Capacity Analysis

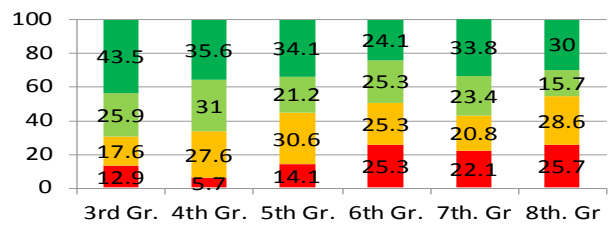
The academy will proceed through the renewal process this year. The academy has consistently demonstrated strength in its educational program, organizational soundness, and fiscal stability. It is academically competitive with statistically similar schools. The CSO observed robust and well thought-out intervention programs that reach diverse student populations at the school, and believes that these systems are integral to the school's academic success. The works aggressively to address a continual tardiness issue.

Academic Performance

2018 Spring MSTEP ELA Proficiency



2018 Spring MSTEP Math Proficiency



■ Not Proficient ■ Partially Proficient ■ Proficient ■ Advanced

SAT Evidence-based Reading and Writing

NA

SAT Mathematics

NA

SAT Total Score

NA

Academic Achievement and Trend K-8 (M-STEP Proficiency)

MSTEP Proficiency difference between Vanguard and statistically similar schools.

2016	2017	2018
+7%	= +7%	▲ +13%

Academic Achievement and Trend 9-12 (SAT Total Score)

SAT Total Score difference between Vanguard and statistically similar schools.

2016	2017	2018
Not Applicable	Not Applicable	Not Applicable

Academic Growth (MSTEP SGP)

Mean Student Growth Percentile Rank difference between Vanguard and statistically similar schools.

2017

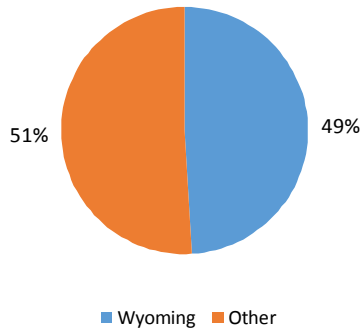
ELA	Math
+3.1	+7.0

Vanguard Charter Academy

Roster of Statistically Similar Schools

School Name	Distance
Excel Charter Academy	>2mi
Birchview School	>2mi
Ishpeming Middle School	>2mi
South Pointe Scholars Charter Academy	>2mi

Students' Resident Districts



Attendance Rate

All Students 95.52%

2017-18 Compliance Reporting

Exceeds Standards
(At least 95% of board and school documents submitted on time)

2017-18 Financial Condition (based on FY 17 audit)

Exceeds Standards
(Audited financial statements submitted on time, unqualified opinion, and no significant deficiencies or material weaknesses)

Enrollment by grade trend

