

2023-24 School Performance Report

Detroit Enterprise Academy



www.gvsu.edu

11224 Kercheval Street
Detroit, MI 48214

Grades Served: K-8

Contract Grades: K-8

Year Opened: 2004

School's Mission: The mission of Detroit Enterprise Academy is to promote academic excellence through a rigorous instructional program, parental involvement, and a well-trained staff.

2023-24 School Performance Report

Detroit Enterprise Academy

Current Contract Term Length

7 years

Contract Expiration Year

2026

Board Members

Name	Board Role	Appointed	Term Ends
Kwame Simmons	President	November 4, 2016	June 30, 2025
Cortnie Squirewell	Director	February 8, 2019	June 30, 2025
David Rudolph	Director	April 27, 2012	June 30, 2026
Jamita Lewis	Director	November 7, 2014	June 30, 2026
vacant seat	Director		June 30, 2027

Educational Service Provider

National Heritage Academies

Academy Description

Detroit Enterprise Academy is proud to rest in the heart of one the country's oldest cities – Detroit, Michigan, with students and staff at Detroit Enterprise Academy serving as excellent examples of the strong pride displayed in the city of Detroit. The school holds firm the idea that we must continue to work to be the best we can possibly be and help improve our city as we progress in life. Detroit Enterprise Academy currently serves over 755 students in grades K-8 with over 96% of those students qualifying for free or reduced lunch.



CSO Capacity Analysis

Detroit Enterprise Academy continues to demonstrate academy growth and organizational and fiscal strength. The academy's educational program is based on intentional use of best practices related to analyzing data to inform instruction and meet the individual needs of students. Incorporating additional resources, such as Moral Focus curriculum and Social Emotional Learning (SEL), has enhanced academic success at the academy. The Charter Schools Office (CSO) has observed the academy continues to consistently meet annual enrollment targets. While efforts were made to better align the governing board and leadership team, more work is needed. In total, the CSO is confident the academy will be able to sustain and improve its educational program during the remaining term of its charter contract.

2023-24 School Performance Report

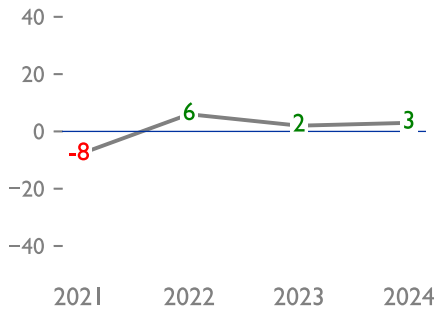
Detroit Enterprise Academy

Educational Goals

Difference between the academy and statistically similar schools on M-STEP Proficiency, SAT Total Score, and Student Growth Percentile (SGP).

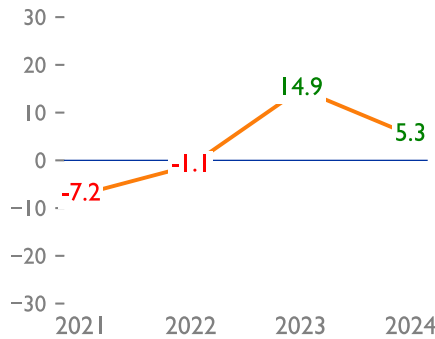
Proficiency Delta

M-STEP

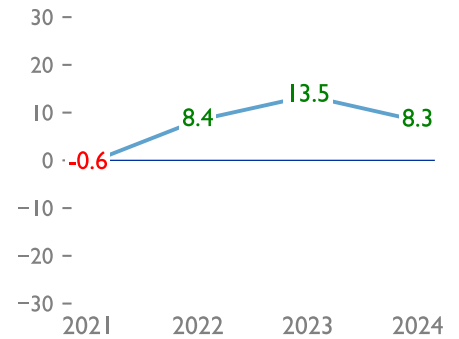


Student Growth Percentiles (SGP) Delta

ELA



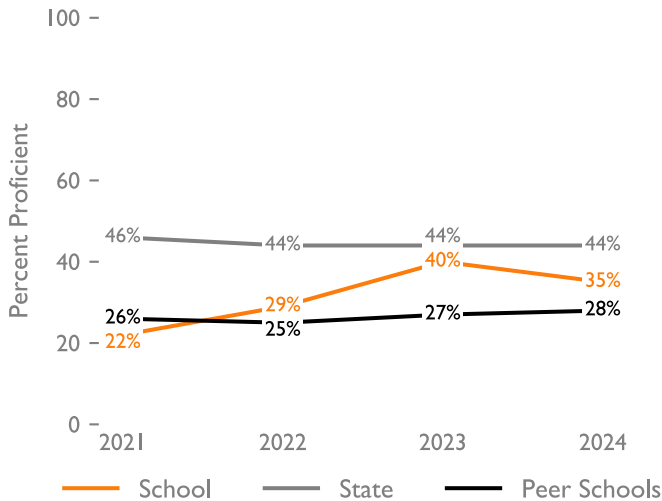
Math



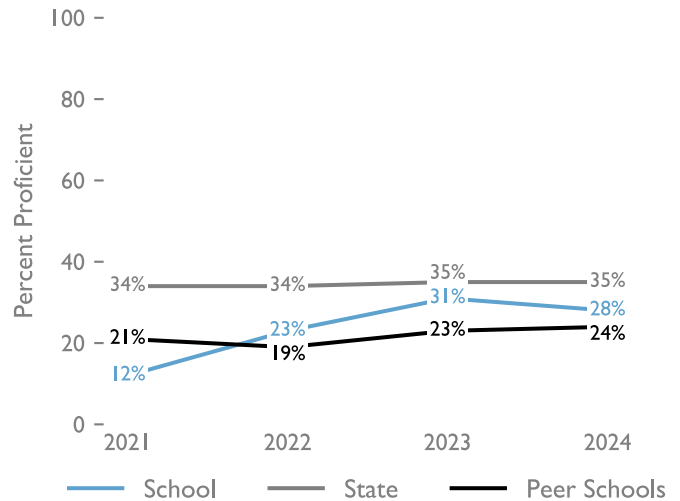
M-STEP Proficiency Trends by Subject

School's data compared to Peer Schools and State Proficiency.

M-STEP ELA Proficiency



M-STEP Math Proficiency



This space reserved for SAT charts
(not applicable here)

Note: Grade levels for which growth data are available for 2021-22 are limited due to no state testing in 2019-20 and low participation in state testing in 2020-21. Elementary grades did not receive a growth score.

* Data suppression


2023-24 School Performance Report

Detroit Enterprise Academy

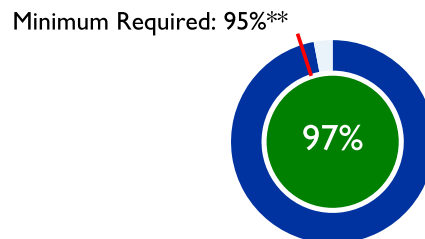
Roster of Statistically Similar Schools

Distance in Miles	Peer School Name
0.51	Hutchinson Elementary-Middle School
1.07	Barack Obama Leadership Academy
1.3	Nichols Elementary-Middle School
1.33	Carstens Elementary-Middle School
1.71	Detroit Merit Charter Academy
1.8	The James and Grace Lee Boggs School
1.84	Moses Field Center
>2	Detroit Prep

School Index



Assessment Participation



Universal Support

Compliance Reporting Condition: Exceeds Standard

Exceeds Standards:

- At least 95% of board and school documents (combined) submitted to Epicenter on time

Meets Standards:

At least 85% of board and school documents (combined) submitted to Epicenter on time

Does Not Meet Standards:

Less than 85% board and school documents (combined) submitted to Epicenter on time

Financial Condition: Exceeds Standard

Exceeds Standards:

- Submitted to Epicenter on-time, unqualified opinion, and no significant deficiencies or material weaknesses

Meets Standards:

Submitted to Epicenter on-time, unqualified opinion, one or two significant deficiencies, and no material weaknesses

Does Not Meet Standards:

Late submission to Epicenter, unqualified, one or more material weaknesses or more than two significant deficiencies, OR qualified opinion

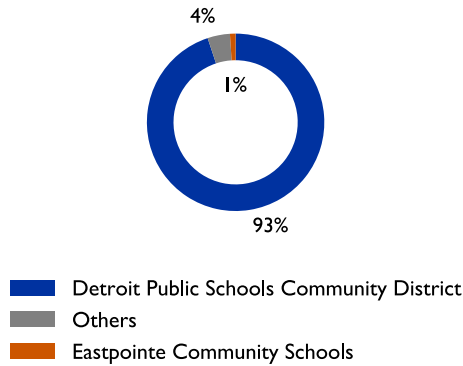
*School Index minimum threshold is determined by MDE each year for bottom 5% of schools in the state.

**Assessment Participation minimum requirement of 95% is a federal requirement. Assessment participation reported in this report is measured based on the "number assessed" field in the spring (May) assessment results file divided by the "number enrolled" in the spring (Feb) audited student counts file.

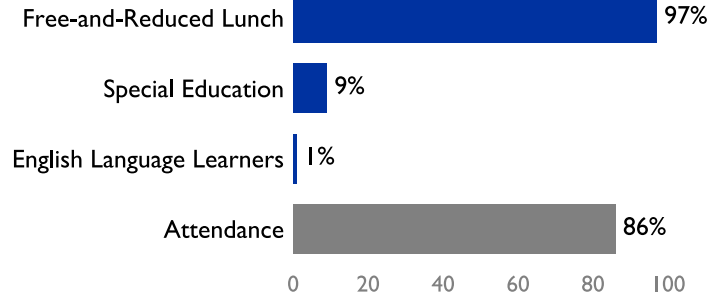
2023-24 School Performance Report

Detroit Enterprise Academy

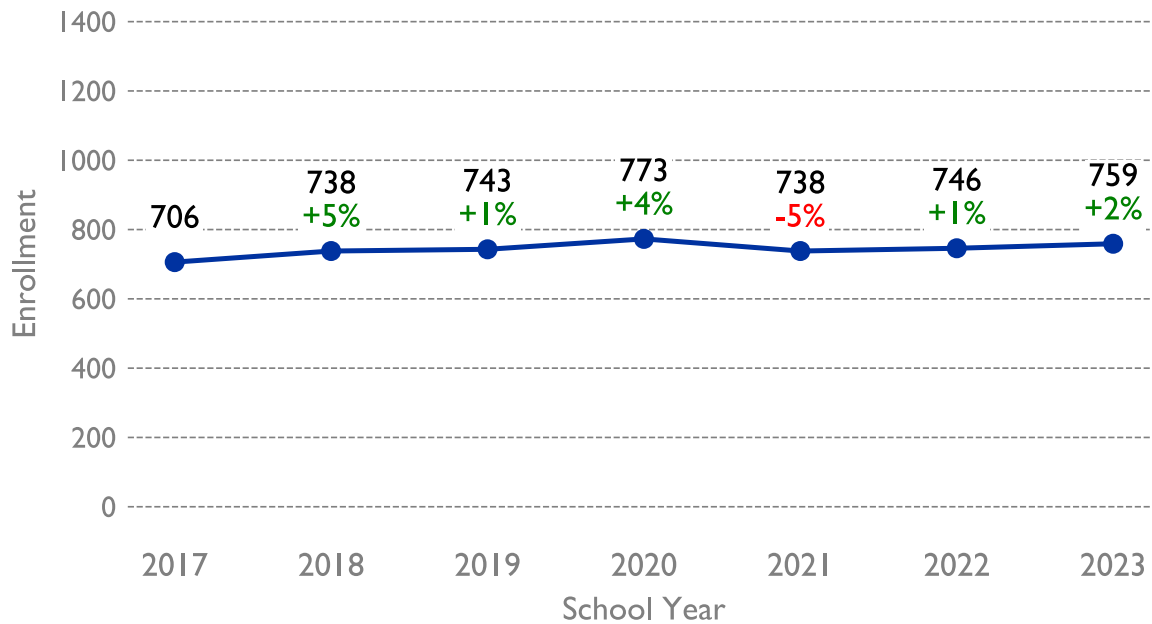
Student Resident Districts



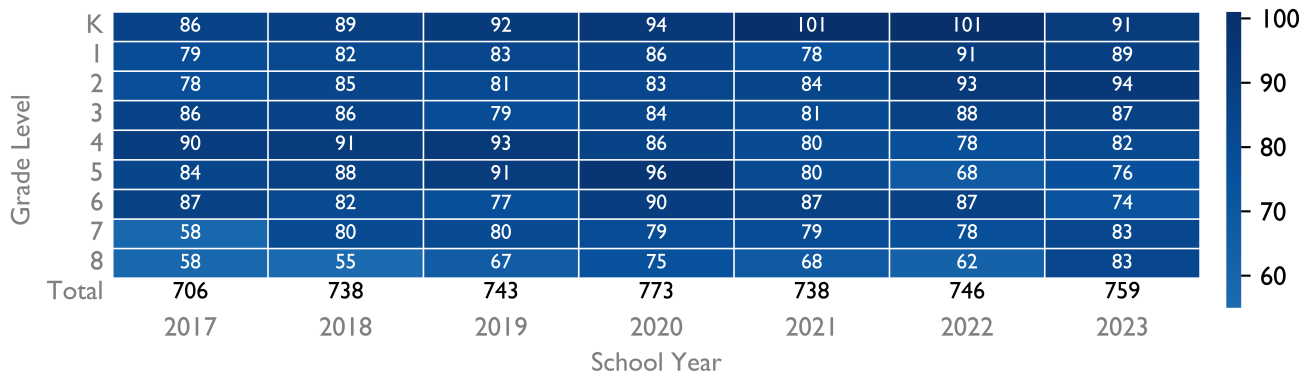
Subgroup Enrollment and Attendance



7 Year Enrollment Trend



Enrollment by Grade and Year



* Data suppression

** Refer to year opened on cover