

# Lincoln-King Academy

School Information	Summary & Key School Highlights
--------------------	---------------------------------

**Grade Configuration:** K-8 (K-8 Contract)

**Current Contract Term Length:** 5 Years

**Education Service Provider:** Cornerstone Ed. Group

**Location:** 13436 Grove St, Detroit, MI 48235

**Board President:** James Ryder

**Board Members:**

Kennis Wooten	Stephen Londo
Daniel Budzinski	Marcia Kreger

**Summary:**

Joining GVSU’s portfolio in 2012, Lincoln-King Academy educates more than 600 students, 98% of whom are from Detroit. It facilitates student success through a standards-based curriculum, rigorous academics, and diverse after-school activities.

**Highlights:**

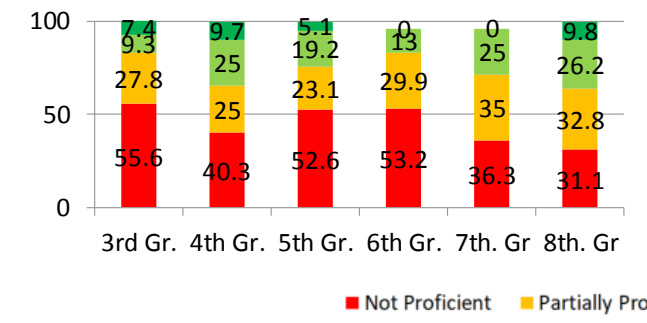
- The school offers diverse after school programs, including the Pretty Brown Girls Program and a boys’ mentoring program.
- Athletics include basketball, softball, track, volleyball, and cheer-leading.

## CSO Capacity Analysis

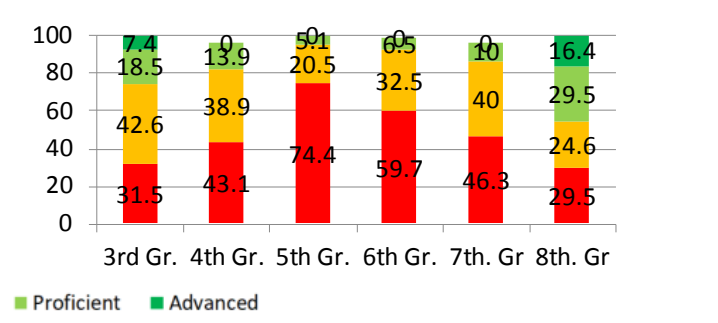
Lincoln-King has demonstrated the ability to academically improve while maintaining its organizational soundness and fiscal stability. The CSO noted improvement in academic outcomes and a focus on building capacity at the school to sustain this improvement. This new capacity included new school leadership and the implementation of systems and procedures to better manage school-wide culture. The CSO also noted that the school’s ESP is relatively new with an ambitious vision to serve more Detroit students, and that it is improving upon its internal capacity to more effectively support its growing network. The Leadership Team is continuously learning and growing by attending the GVSU CSO Learning Network and hosting Instructional Rounds. The CSO believes that the school and its ESP have the ability to increase their capacity to deliver an increasingly effective educational program.

## Academic Performance

### 2018 Spring MSTEP ELA Proficiency



### 2018 Spring MSTEP Math Proficiency



SAT Evidence-based Reading and Writing	SAT Mathematics	SAT Total Score
--	-----------------	-----------------

NA

NA

NA

### Academic Achievement and Trend K-8 (M-STEP Proficiency)

MSTEP Proficiency difference between Lincoln-King and statistically similar schools.

2016	2017	2018
+1%	▲ +5%	▲ +9%

### Academic Achievement and Trend 9-12 (SAT Total Score)

SAT Total Score difference between Lincoln-King and statistically similar schools.

2016	2017	2018
Not Applicable	Not Applicable	Not Applicable

### Academic Growth (MSTEP SGP)

Mean Student Growth Percentile Rank difference between Lincoln-King and statistically similar schools.

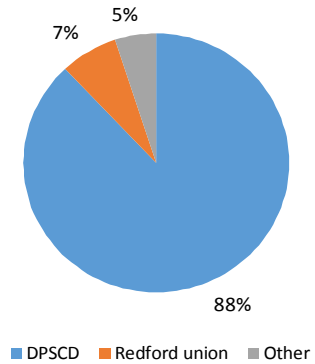
2017	
ELA	Math
+12.9	+8.2

# Lincoln-King Academy

## Roster of Statistically Similar Schools

School Name	Distance
Martin Luther King, Jr. Education Center Academy	0.4mi
King, John R. Academic and Performing Arts Academy	0.7mi
David Ellis Academy	1.1mi
Mary McLeod Bethune Elementary-Middle School	1.4mi
Burns Elementary-Middle School	1.6mi
International Preparatory Academy - MacDowell Campus	1.6mi

## Students' Resident Districts



## Attendance Rate

All Students 94.90%

## 2017-18 Compliance Reporting

**Exceeds Standards**  
 (At least 95% of board and school documents submitted on time)

## 2017-18 Financial Condition (based on FY 17 audit)

**Exceeds Standards**  
 (Audited financial statements submitted on time, unqualified opinion, and no significant deficiencies or material weaknesses)

## Enrollment by grade trend

