

## 2023-24 School Performance Report

Kalamazoo Covenant Academy



### Grade Configuration

9-12 (9-12 Contract)

### Current Contract Term Length

3 Years (2026)

### Education Service Provider

COVENANT ACADEMIES FOUNDATION

### Location

400 W CROSSTOWN PKWY KALAMAZOO MI 49001

### Board President

Casey Alger

### Board Members

Luchara Wallace, Marcus Kole, Jason Luke, Marc Schupan, Sara Amy, Sandra Standish

### CSO Capacity Analysis

NA

### Summary

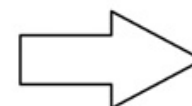
Kalamazoo Covenant Academy is a year-round, alternative high school for disengaged and dropout youth ages 15-22. The academy believes that all students are valuable members of the community and will be guided by caring and compassionate staff who work to educate and guide towards post-secondary careers, training, and college with absolute respect and unconditional love while offering hope and encouragement to students. The academy meets students where they are and works with them to identify and eliminate barriers preventing them from achieving their diploma.

### Highlights

Our NWEA test participation has increased by total testing numbers and percentage of the student population from 22/23 to 23/24. 41% tested in reading in 22/23 to 53% tested in 23/24. 40% tested in math in 22/23 and 49% tested in 23/24.

123 brand new students enrolled this year, a 17% increase of new students from 22/23 to 23/24.

256 students enrolled throughout the school year, with 174 still actively participating at the end of the school year. This is a 68% retention rate and up 20% from the 22/23 school year.



# 2023-24 School Performance Report

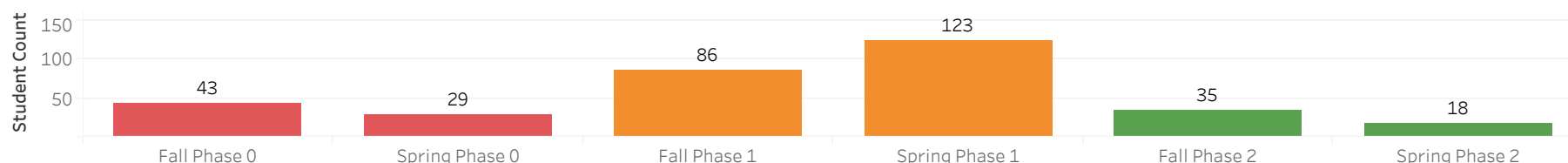
Kalamazoo Covenant Academy



## Educational Goals (Schedule 7-1) and Evaluation

**Phases:** Each student enrolled at the school shall annually (Fall and Spring) be classified by the school based on the phase of learning that the student is in.

## Fall-Spring Phases



**Phase 0:** \*Student has enrolled at the school, but has little to no live attendance (<20%).\*Student has either not engaged or has minimally engaged in the school's online course platform, if any.

**Phase 1:** \*Student sporadically attends the school (20-65%).  
\*External barriers sometimes negatively affect academic success.

**Phase 2:** \*Student regularly attends the school (66% or more).  
\*Student is earning credits at a pace of 4 credits/year or more.  
\*Student regularly engages in and completes coursework through the school's online course platform, if any. Student exhibits positive behaviors, mindsets that align with academic success regardless of external barriers.

<b>Phase Movement:</b> 65% of students move up at least one phase during the academic year, maintain Phase 2 status, and/or graduate.	<b>Positive Phase Movement and Graduates Student Count</b>	<b>Fall to Spring Matched and Graduates Student Count</b>	<b>Positive Phase Movement Percent</b>
	38	126	30%

**Phase Goals.** The following goals are established for each phase of student learning:

Student Growth Target	Student Growth Performance	Student Progress Target	Student Progress Performance	Student Engagement Target	Student Engagement Performance
Not factored into goal calculation.	<b>Student Growth Phase 0</b>	65% of students earn at least 2.0 credits during the academic year.	<b>Student Progress Phase 0</b>	70% of students engage at a rate between 25% and 49%.	<b>Student Engagement Phase 0</b>
			78%		100%
65% of students show positive RIT growth in NWEA MAP reading and math.	<b>Student Growth Phase 1</b>	65% of students either earn 3-5.5 credits during the academic year or graduate.	<b>Student Progress Phase 1</b>	70% of students engage at a rate between 50% and 79%.	<b>Student Engagement Phase 1</b>
	36%		73%		90%
65% of students meet their annual RIT growth target in NWEA MAP reading and math.	<b>Student Growth Phase 2</b>	65% of students either earn 6.0 or more credits during the academic year or graduate.	<b>Student Progress Phase 2</b>	70% of students engage at a rate of greater than 80%.	<b>Student Engagement Phase 2</b>
	30%		59%		62%



## 2023-24 School Performance Report

Kalamazoo Covenant Academy



**Evaluation.** The rubric that will be used to assess these goals is as follows:

Student Growth Evaluation	Student Progress Evaluation	Student Engagement Evaluation	Phase Movement Evaluation
Does Not Meet	Partially Meets	Partially Meets	Does Not Meet
<p><b>Student Growth (NWEA MAP Growth) Key</b>  <b>Meets:</b> School meets growth targets for all phases.  <b>Partially Meets:</b> School meets growth targets for the majority of phases.  <b>Does Not Meet:</b> School does not meet growth targets for the majority of phases.</p>	<p><b>Student Progress Key</b>  <b>Meets:</b> School meets student progress targets for all phases.  <b>Partially Meets:</b> School meets student progress targets for the majority of phases.  <b>Does Not Meet:</b> School does not meet student progress targets for the majority of phases.</p>	<p><b>Student Engagement Key</b>  <b>Meets:</b> School meets student engagement targets for all phases.  <b>Partially Meets:</b> School meets student engagement targets for the majority of phases.  <b>Does Not Meet:</b> School does not meet student engagement targets for the majority of phases.</p>	<p><b>Phase Movement Key</b>  <b>Meets:</b> Green: 65% of students move up at least one phase during the academic year, maintain Phase 2 status, and/or graduate.  <b>Does Not Meet:</b> Red</p>

\*Less than 10 students tested or matched

### Compliance Reporting Condition

Exceeds Standard
------------------

**Exceeds Standards:** At least 95% of board and school documents (combined) submitted to Epicenter on time.

**Meets Standards:** At least 85% of board and school documents (combined) submitted to Epicenter on time.

**Does Not Meet Standards:** Less than 85% board and school documents (combined) submitted to Epicenter on time.

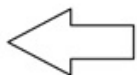
### Financial Condition

Exceeds Standard
------------------

**Exceeds Standards:** Submitted to Epicenter on-time, unqualified opinion, and no significant deficiencies or material weaknesses.

**Meets Standards:** Submitted to Epicenter on-time, unqualified opinion, one or two significant deficiencies, and no material weaknesses.

**Does Not Meet Standards:** Late submission to Epicenter, unqualified, one or more material weaknesses or more than two significant deficiencies, OR qualified opinion.

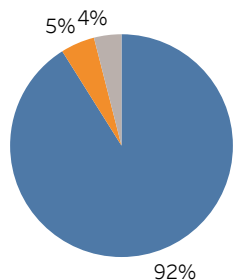


## 2023-24 School Performance Report

Kalamazoo Covenant Academy



### 2023-24 Student Resident Districts Student Resident Districts Legend



Blue: Kalamazoo Public Schools 92%  
Orange: Portage Public Schools 5%  
Gray: Others 4%

### 2023-24 Attendance Rate

76%

### 2023-24 Free and Reduced Lunch

99%

### 2023-24 Special Education Enrollment

22%

### 2023-24 English Language Learners

11%

### 3 Year Enrollment

