



# 2023-24 School Performance Report

## Canton Preparatory High School



[www.gvsu.edu](http://www.gvsu.edu)

46610 Cherry Hill Road  
Canton, MI 48187

Grades Served: 7-12

Contract Grades: 7-12

Year Opened: 2014

**School's Mission:** To prepare each student for college success.

# 2023-24 School Performance Report

## Canton Preparatory High School

### Current Contract Term Length

7 years

### Contract Expiration Year

2028

### Board Members

Name	Board Role	Appointed	Term Ends
Lawrence Millben	President	April 24, 2020	June 30, 2026
Bhavin Patel	Director	June 24, 2022	June 30, 2026
Carolyn Fanin	Director	July 13, 2018	June 30, 2027
Theodore Lang	Director	February 14, 2014	June 30, 2025
vacant seat	Director		June 30, 2025

### Educational Service Provider

National Heritage Academies

### Academy Description

Canton Preparatory High School, located in Canton, Michigan, seeks to prepare every student for college success and life in general. We believe in building well rounded individuals through academic excellence, athletics, and organized social activities. We also believe in challenging our learners by offering college and AP courses. In an effort to expand our reach, we have added seventh and eighth grade classes.



### CSO Capacity Analysis

The Charter Schools Office (CSO) has observed that Canton Preparatory High School (CPHS) has a strong college-going culture, which includes a college advising program and a requirement that students complete at least two Advanced Placement courses to graduate. The academy offers an Early/Middle College program, allowing students to graduate high school with an associate's degree. CPHS exhibits sound academic, organizational, and fiscal stability. The CSO is confident the academy will continue to deliver substantial academic achievement results for students and families in southeast Michigan.

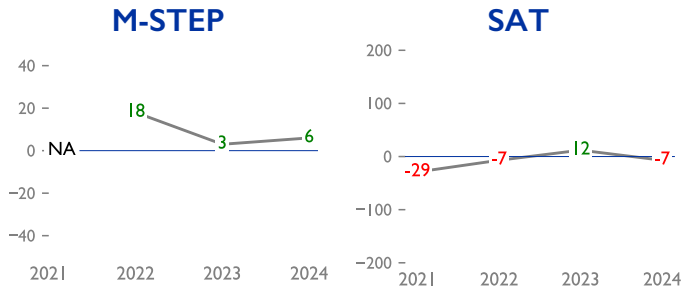
# 2023-24 School Performance Report

## Canton Preparatory High School

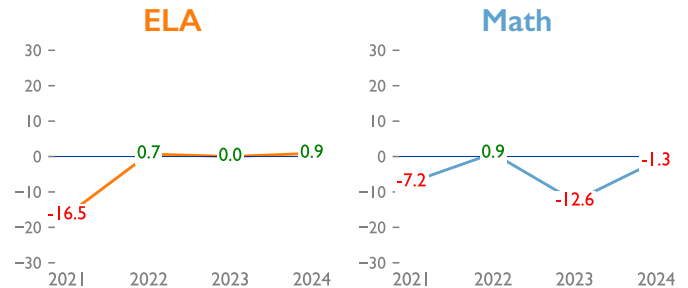
### Educational Goals

Difference between the academy and statistically similar schools on M-STEP Proficiency, SAT Total Score, and Student Growth Percentile (SGP).

#### Proficiency Delta



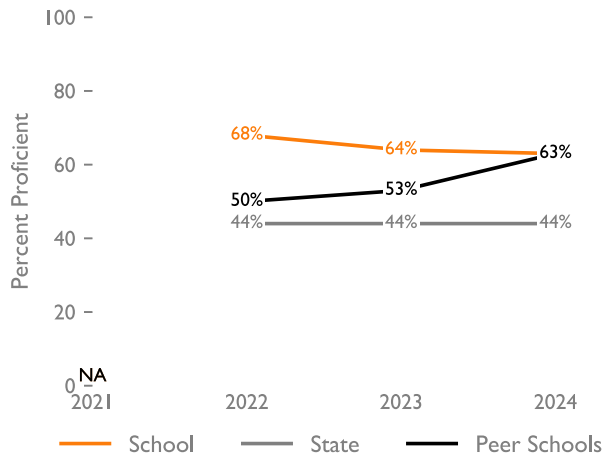
#### Student Growth Percentiles (SGP) Delta



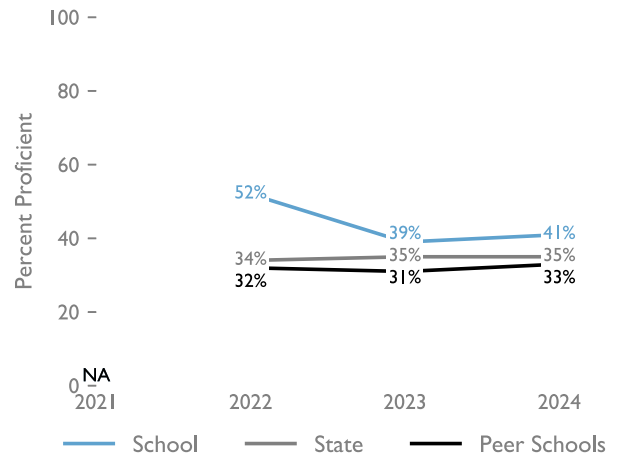
### M-STEP Proficiency and SAT Average Score Trends by Subject

School's data compared to Peer Schools and State Proficiency and Average scores.

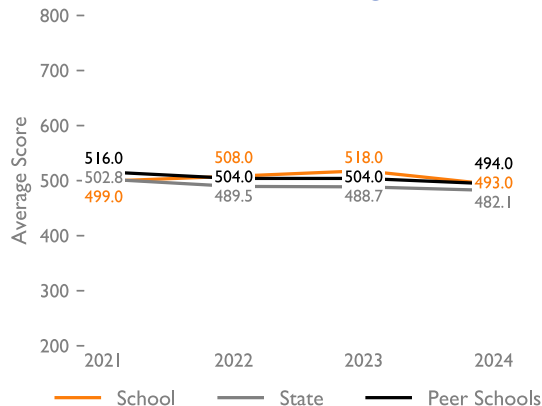
#### M-STEP ELA Proficiency



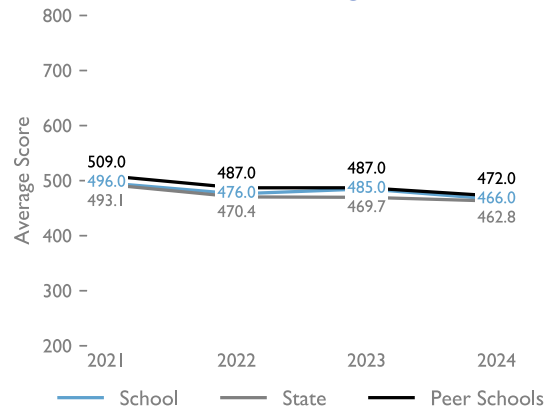
#### M-STEP Math Proficiency



#### SAT EBRW\*\* Average Score



#### SAT Math Average Score



Note: Grade levels for which growth data are available for 2021-22 are limited due to no state testing in 2019-20 and low participation in state testing in 2020-21. Elementary grades did not receive a growth score.

\* Data suppression

\*\* Evidence-Based Reading and Writing

# 2023-24 School Performance Report


## Canton Preparatory High School

### Roster of Statistically Similar Schools

Distance in Miles	Peer School Name
-------------------	------------------

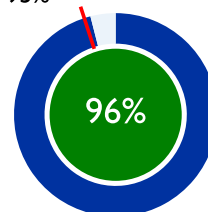
>2	Belleville High School
>2	Blue Water Middle College Academy
>2	Canton High School
>2	Jackson Preparatory & Early College
>2	John Glenn High School
>2	Plymouth High School
>2	Salem High School
>2	Wayne Memorial High School

### School Index



### Assessment Participation

Minimum Required: 95%\*\*



### Universal Support

### Compliance Reporting Condition: Exceeds Standard

#### Exceeds Standards:

- At least 95% of board and school documents (combined) submitted to Epicenter on time

#### Meets Standards:

At least 85% of board and school documents (combined) submitted to Epicenter on time

#### Does Not Meet Standards:

Less than 85% board and school documents (combined) submitted to Epicenter on time

### Financial Condition: Exceeds Standard

#### Exceeds Standards:

- Submitted to Epicenter on-time, unqualified opinion, and no significant deficiencies or material weaknesses

#### Meets Standards:

Submitted to Epicenter on-time, unqualified opinion, one or two significant deficiencies, and no material weaknesses

#### Does Not Meet Standards:

Late submission to Epicenter, unqualified, one or more material weaknesses or more than two significant deficiencies, OR qualified opinion

\*School Index minimum threshold is determined by MDE each year for bottom 5% of schools in the state.

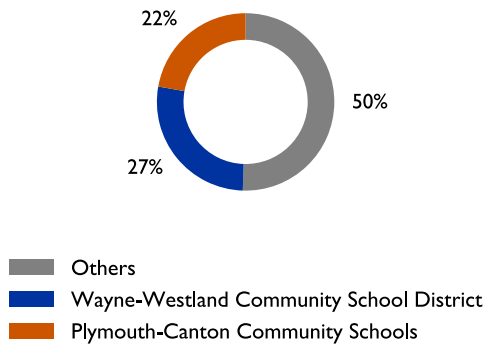
\*\*Assessment Participation minimum requirement of 95% is a federal requirement. Assessment participation reported in this report is measured based on the "number assessed" field in the spring (May) assessment results file divided by the "number enrolled" in the spring (Feb) audited student counts file.



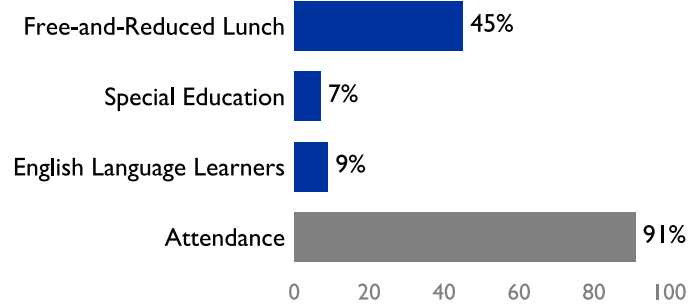
# 2023-24 School Performance Report

## Canton Preparatory High School

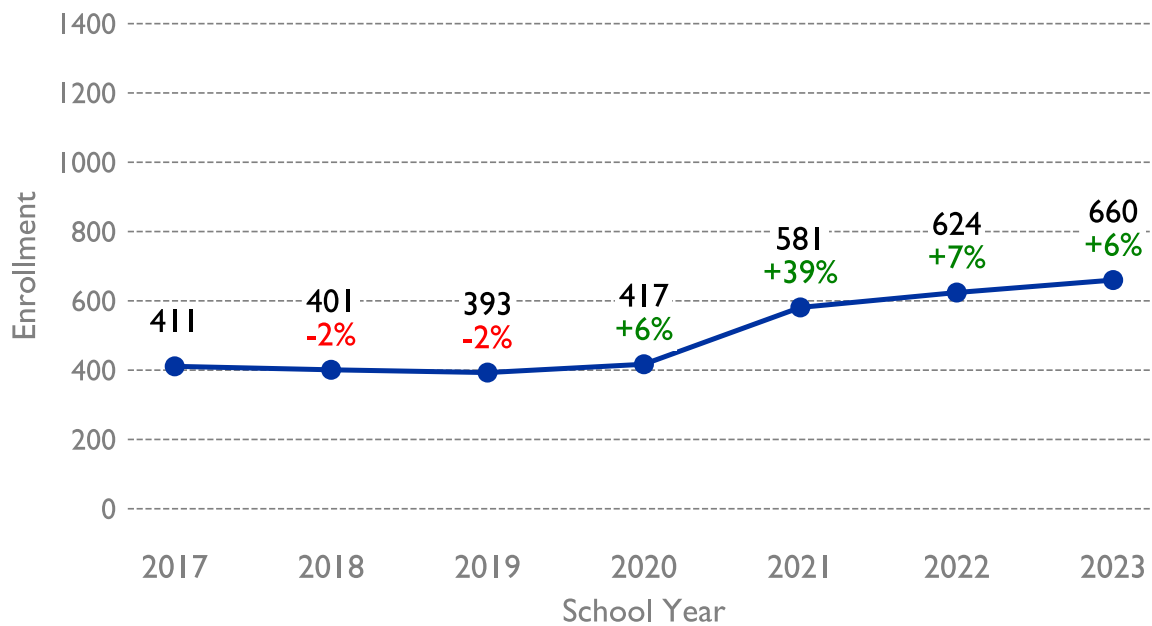
### Student Resident Districts



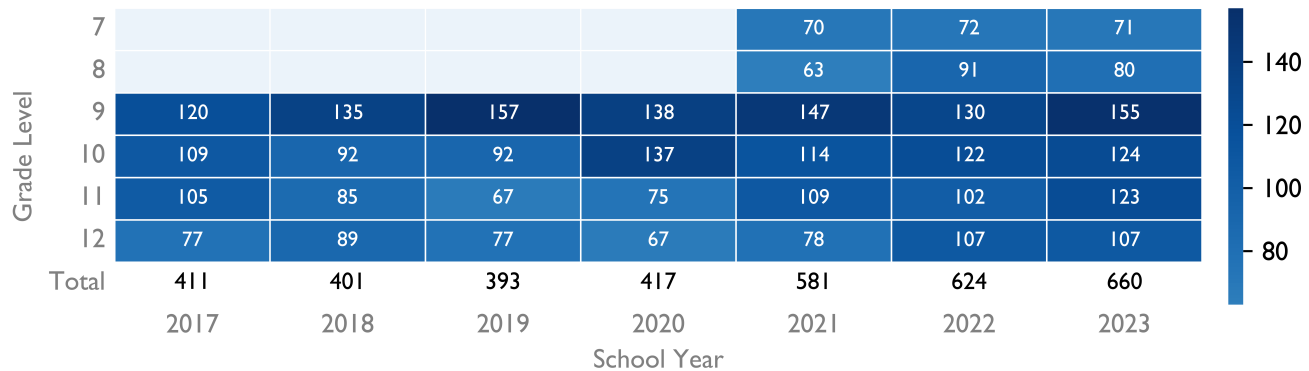
### Subgroup Enrollment and Attendance



### 7 Year Enrollment Trend



### Enrollment by Grade and Year



\* Data suppression

\*\* Refer to year opened on cover