



# 2023-24 School Performance Report

## Grand River Academy



[www.gvsu.edu](http://www.gvsu.edu)

28111 8 Mile Road  
Livonia, MI 48152

Grades Served: K-8

Contract Grades: K-8

Year Opened: 2014

**School's Mission:** Our mission is to prepare each student for college success.

# 2023-24 School Performance Report

## Grand River Academy

### Current Contract Term Length

5 years

### Contract Expiration Year

2026

### Board Members

Name	Board Role	Appointed	Term Ends
Paul Beasley	President	July 11, 2014	June 30, 2027
Desiree Sanders	Director	November 2, 2018	June 30, 2026
Laura Dikeman	Director	November 1, 2013	June 30, 2025
Paula Henry	Director	October 18, 2024	June 30, 2025
Rance Thomas	Director	June 22, 2020	June 30, 2026

### Educational Service Provider

National Heritage Academies

### Academy Description

Grand River Academy is a K-8 school located in Livonia, Michigan, with a student population of 759. Fifty-four percent of our students reside in Detroit, six percent reside in Farmington/Farmington Hills, and twenty-five percent of our students reside in Redford, Southfield, and other neighboring communities. The student and teacher demographics are incredibly diverse. Diagnostic assessments are used to help develop education plans that address the individual needs of each student.



### CSO Capacity Analysis

Grand River Academy has demonstrated academic, organizational, and fiscal soundness. The Charter Schools Office (CSO) observed that the academy board is functional, engaged, and committed to allocating resources effectively to enhance student outcomes, however, the academy has declining proficiency and growth rates when compared to peer schools and state-wide data. Under the leadership of the new principal, the academy has seen improvement in school culture and climate, with test scores on the rise and behavioral incidents reduced. The dedication of the staff and the strong involvement of families are evident, contributing to a more positive and productive learning environment. Enrollment looks promising for the next school year, reflecting the academy's growing reputation and community engagement. Overall, the CSO is confident that the academy has the capacity to increase its academic rigor and programming.

# 2023-24 School Performance Report

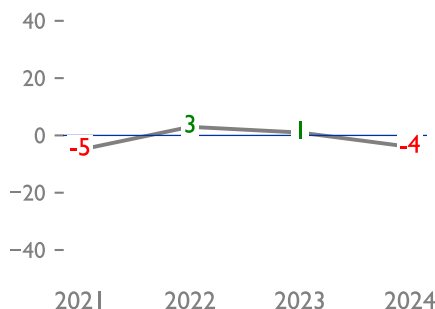
## Grand River Academy

### Educational Goals

Difference between the academy and statistically similar schools on M-STEP Proficiency, SAT Total Score, and Student Growth Percentile (SGP).

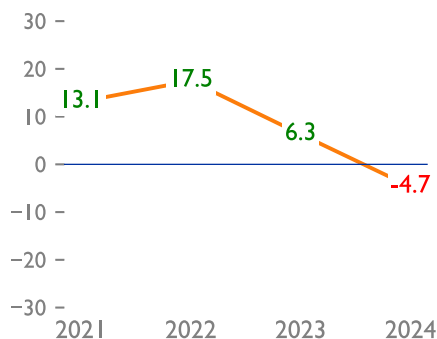
Proficiency Delta

M-STEP

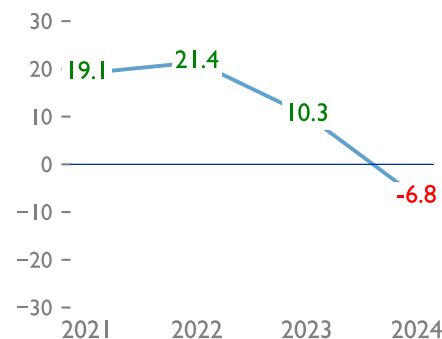


Student Growth Percentiles (SGP) Delta

ELA



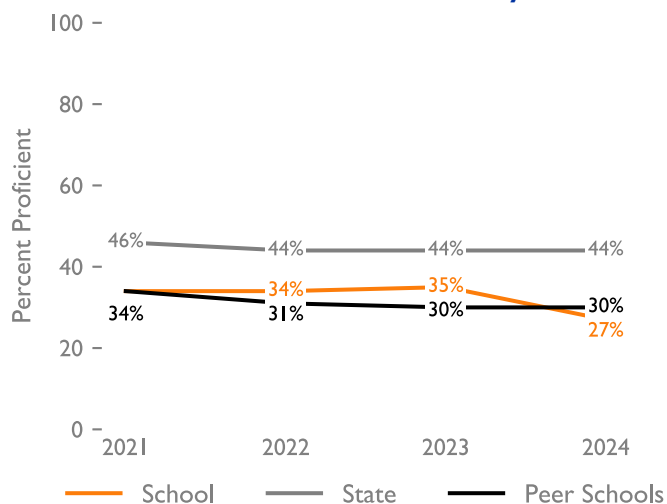
Math



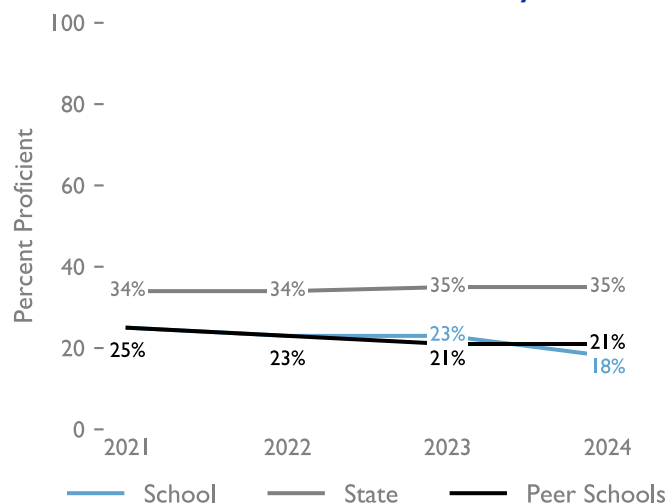
### M-STEP Proficiency Trends by Subject

School's data compared to Peer Schools and State Proficiency.

M-STEP ELA Proficiency



M-STEP Math Proficiency



This space reserved for SAT charts  
(not applicable here)

Note: Grade levels for which growth data are available for 2021-22 are limited due to no state testing in 2019-20 and low participation in state testing in 2020-21. Elementary grades did not receive a growth score.

\* Data suppression

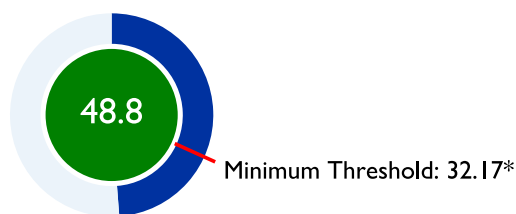
# 2023-24 School Performance Report

## Grand River Academy

### Roster of Statistically Similar Schools

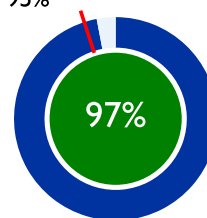
Distance in Miles	Peer School Name
0.63	Botsford Elementary School
0.71	Clarenceville Middle School
0.95	Grandview Elementary School
1.37	Beech Elementary
1.41	David Ellis Academy West
1.65	Redford Service Learning Academy Campus
1.81	Coolidge Elementary School
1.99	Glenn W. Levey Middle School

### School Index



### Assessment Participation

Minimum Required: 95%\*\*



### Targeted Support and Improvement

#### Compliance Reporting Condition: Exceeds Standard

##### Exceeds Standards:

- At least 95% of board and school documents (combined) submitted to Epicenter on time

##### Meets Standards:

At least 85% of board and school documents (combined) submitted to Epicenter on time

##### Does Not Meet Standards:

Less than 85% board and school documents (combined) submitted to Epicenter on time

#### Financial Condition: Exceeds Standard

##### Exceeds Standards:

- Submitted to Epicenter on-time, unqualified opinion, and no significant deficiencies or material weaknesses

##### Meets Standards:

Submitted to Epicenter on-time, unqualified opinion, one or two significant deficiencies, and no material weaknesses

##### Does Not Meet Standards:

Late submission to Epicenter, unqualified, one or more material weaknesses or more than two significant deficiencies, OR qualified opinion

\*School Index minimum threshold is determined by MDE each year for bottom 5% of schools in the state.

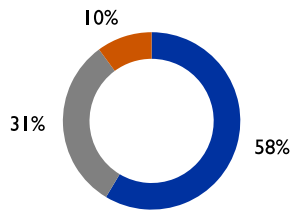
\*\*Assessment Participation minimum requirement of 95% is a federal requirement. Assessment participation reported in this report is measured based on the "number assessed" field in the spring (May) assessment results file divided by the "number enrolled" in the spring (Feb) audited student counts file.



# 2023-24 School Performance Report

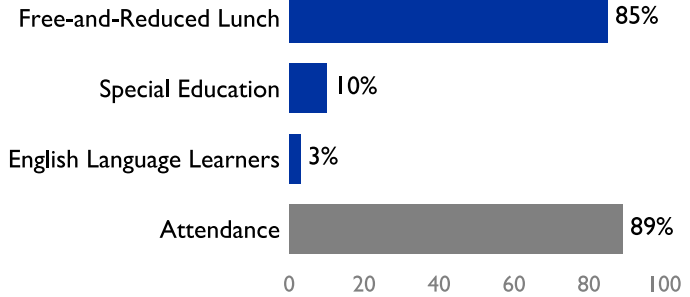
## Grand River Academy

### Student Resident Districts

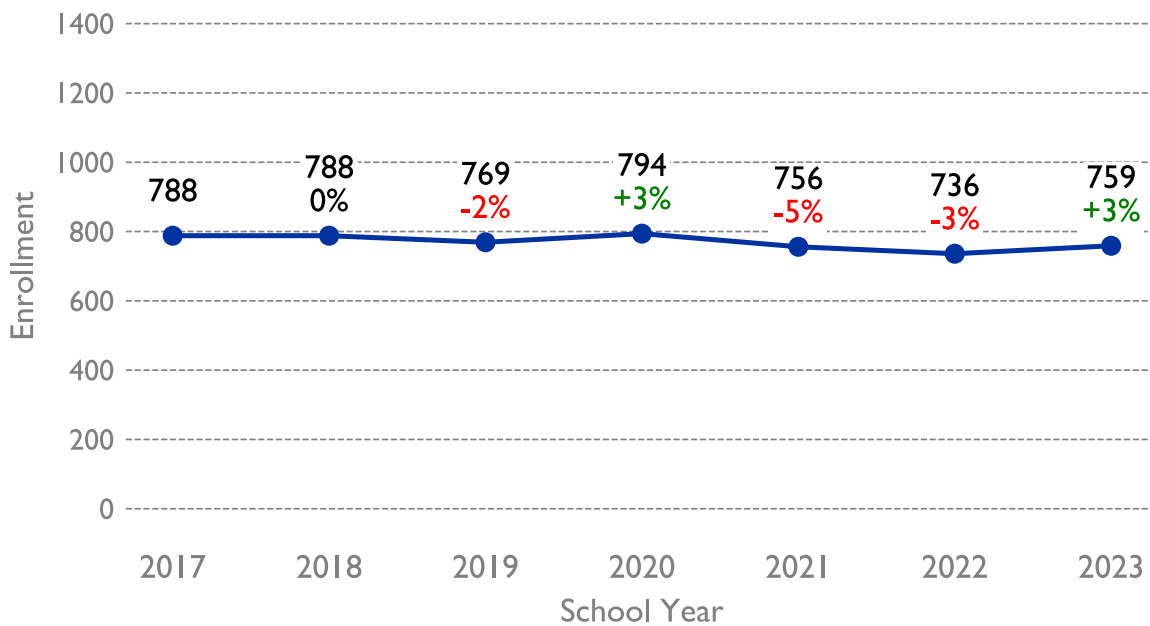


■ Detroit Public Schools Community District  
■ Others  
■ Redford Union Schools, District No. 1

### Subgroup Enrollment and Attendance



### 7 Year Enrollment Trend



### Enrollment by Grade and Year

Grade Level	School Year							
	2017	2018	2019	2020	2021	2022	2023	
K	104	96	116	118	120	103	99	
1	92	85	85	90	84	87	86	
2	86	88	85	91	87	78	90	
3	91	87	83	84	84	81	74	
4	87	85	84	88	81	90	91	
5	87	90	91	87	90	88	87	
6	87	92	82	84	67	72	81	
7	89	90	69	79	73	65	78	
8	65	75	74	73	70	72	73	
Total	788	788	769	794	756	736	759	

\* Data suppression

\*\* Refer to year opened on cover