

2021-22 School Performance Report

Francis Street Primary School



Grade Configuration

K-5 (K-5 Contract)

Current Contract Term Length

7 years (2025)

Education Service Provider

AccessPoint (HR)

Location

1320 Martin Luther King Jr. Drive, Jackson, MI 49203

Board President

Steven Tucker

Board Members

Wilbert Anderson, Nancy O'Neill, Stephen Legath

Summary

Francis Street Primary School strives to provide excellent academic instruction along with caring support for students and families. The academy aims to ensure all students know that they are cared for and important. The academy looks to create a school environment where all students have the best opportunity to overcome any challenges and grow both academically and socially in order to reach their highest individual potential.

Highlights

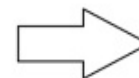
The academy was able to celebrate and recognize its inaugural fifth-grade class that will be moving on to a Junior High.

The academy's small staff showed flexibility and dedication through a school year that was challenging to navigate.

The academy has a tremendous amount of support from our school families.

CSO Capacity Analysis

Francis Street Primary School is experiencing material academic, organizational, and fiscal challenges. The CSO has observed that the academy struggles with consistent instructional implementation, and low enrollment presents a challenge in determining academic performance for all students. The CSO has also observed material organizational challenges, including long-term vacancies in teaching positions, which has required the principal to teach, rather than acting as an instructional leader. The CSO has observed the academy struggle to identify a management structure or management partner for the upcoming school year. A capacity analysis was conducted this past year by an independent source. Results indicated that many changes need to occur during the subsequent school year for the academy to maintain its current contract with CSO. The totality of evidence does not indicate that the academy currently has the capacity to deliver a quality educational program, which has resulted in interventions by CSO.

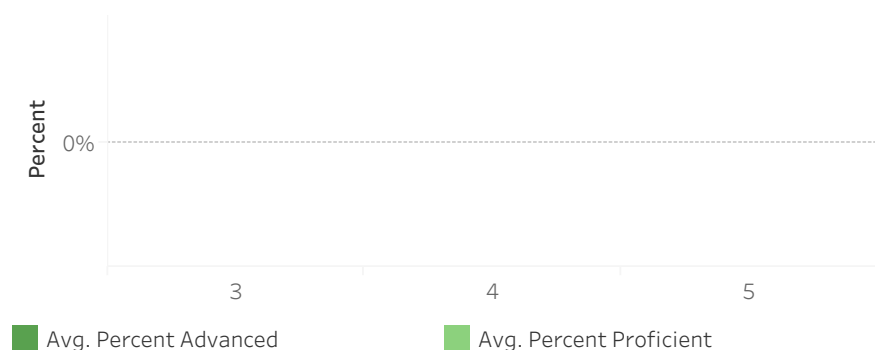


2021-22 School Performance Report

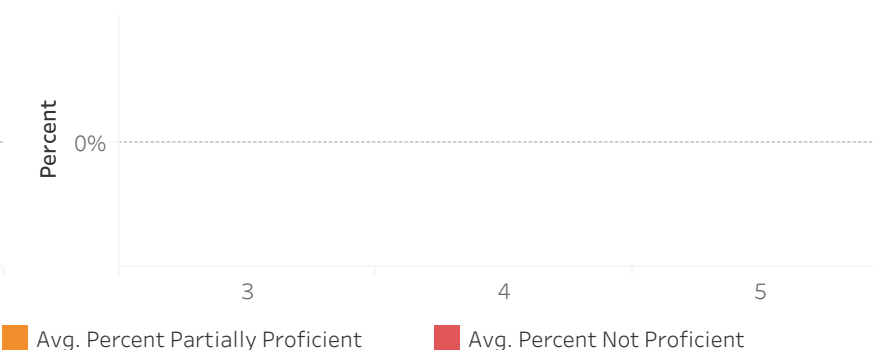
Francis Street Primary School



2022 Spring M-STEP (3-7) and PSAT (8) ELA PL



2022 Spring M-STEP (3-7) and PSAT (8) Math PL



Educational Goals: Difference between the academy and statistically similar schools on M-STEP Proficiency, Student Growth Percentile, and SAT Total Score.

*Growth measures rely on multiple years of data and 2019-20 is unavailable (due to no testing that year) and 2020-21 had low participation and will not be used. Only the following grades and subjects are expected to have student growth reported for 2021-22: Grades 6, 7, 8 and 11. **No data due to cancellation of state testing due to COVID-19. ***Data may be less reliable than in previous years due to testing conditions. NA* represents data suppression.

2022 School Index (Threshold 23.88) 17.60	2022 ELA Student Growth Percentile* NA	2022 Math Student Growth Percentile* NA
M-STEP Academic Trend 2020** NA	M-STEP Academic Trend 2021*** NA	M-STEP Academic Trend 2022 NA*
2022 SAT Reading and Writing NA	2022 SAT Mathematics NA	2022 SAT Total Score NA
SAT Academic Trend 2020** NA	SAT Academic Trend 2021*** NA	SAT Academic Trend 2022 NA



2021-22 School Performance Report

Francis Street Primary School



Roster of Statistically Similar Schools*

Cascades Elementary School, 1.2mi
Sharp Park Academy, 1.7mi
JPS Montessori Center, 1.9mi
Northeast Elementary School, >2mi
Hunt Elementary School, >2mi

*List of school buildings determined annually by GVSU to be the most demographically, socioeconomically, programmatically, and geographically similar to the school.

2022 Test Participation Rate

100.0%

Spring 2022 State average test participation rate is 94.7%.

Any school below 95% participation rate will be marked in red.

Educational Goals on Charter Contract (Schedule 7-1)

Academic Achievement

As measured by the state assessment, the school's percentage of total tested students in all tested grades identified as proficient in all tested subjects or identified as college ready as reported by the Michigan Department of Education will meet or exceed the select peer schools' mean reported percentage of total tested students in all tested grades identified as proficient in all tested subjects or identified as college ready.

Academic Growth

As measured by the state assessment, the school's mean student growth percentile rank in English language arts and math will meet or exceed the select peer schools' mean student growth percentile rank.

Compliance Reporting Condition

Does not Meet Standards

Exceeds Standards: At least 95% of board and school documents (combined) submitted to Epicenter on time

Meets Standards: At least 85% of board and school documents (combined) submitted to Epicenter on time

Does Not Meet Standards: Less than 85% board and school documents (combined) submitted to Epicenter on time

Financial Condition

Does Not Meet Standards

Exceeds Standards: Submitted to Epicenter on-time, unqualified opinion, and no significant deficiencies or material weaknesses

Meets Standards: Submitted to Epicenter on-time, unqualified opinion, one or two significant deficiencies, and no material weaknesses

Does Not Meet Standards: Late submission to Epicenter, unqualified, one or more material weaknesses or more than two significant deficiencies, OR qualified opinion




2021-22 School Performance Report

Francis Street Primary School



2021-22 Student Resident Districts

Student Resident Districts Legend



Blue: Jackson 100%

2021-22 Attendance Rate

90%

2021-22 Free and Reduced Lunch

97%

2021-22 Special Education Enrollment

NA

2021-22 English Language Learners

3 Year Enrollment

