



# 2023-24 School Performance Report

## Cornerstone Jefferson-Douglass Academy



[www.gvsu.edu](http://www.gvsu.edu)

6861 East Nevada Street  
Detroit, MI 48234

Grades Served: K-8

Contract Grades: K-12

Year Opened: 2017

**School's Mission:** Prepare our students to live the Complete Life, a virtuous life, a life of excellence in the unfolding of the American Promise.

# 2023-24 School Performance Report

## Cornerstone Jefferson-Douglass Academy

### Current Contract Term Length

3 years

### Contract Expiration Year

2027

### Board Members

Name	Board Role	Appointed	Term Ends
Patrick Nelson	President	April 28, 2017	June 30, 2026
David Felton	Director	April 28, 2023	June 30, 2025
Marla Thrower	Director	November 6, 2020	June 30, 2025
Robert Zawideh	Director	April 30, 2021	June 30, 2026
Yvette Bing	Director	April 30, 2014	June 30, 2027

### Educational Service Provider

Cornerstone Education Group

### Academy Description

Cornerstone Jefferson-Douglass Academy provides an excellent education to students in grades K-8 in a clean, safe, nurturing environment. Highly-qualified, passionate faculty and staff create lesson plans that are challenging, relevant, and meaningful, while caring for the whole child. Cornerstone Jefferson-Douglass Academy utilizes technology to ensure students are competitive, and have many opportunities to master material at their own pace. Building good character is infused in everything we do. We expose students to career options from an early age, so they may explore occupations that align with their purpose and passion. Academic achievement, excellent character, and career awareness give our students the tools they will need to pursue complete lives.



### CSO Capacity Analysis

Cornerstone Jefferson-Douglass Academy's charter contract was set to expire on June 30, 2024, resulting in the academy going through the renewal process during the 23-24 academic year. During the renewal visit, the Charter Schools Office (CSO) observed that the academy has experienced some recent fiscal and organizational challenges, and the academy continues to struggle with compliance deadlines. These challenges were the determining factor in the academy only being awarded a three-year contract renewal. Additionally, the academy continues to struggle academically. However, school leadership, the Academy board, and the Educational Service Provider support each other in the acquisition of materials and systems aimed at improving student academic outcomes. The CSO has observed that the board is aligned in its work with school leadership and the educational service provider to further the mission of the academy, which includes increasing academic performance. Overall, the CSO believes the changes the academy has made to address deficiencies should lead to improved organizational and academic results for students.

# 2023-24 School Performance Report

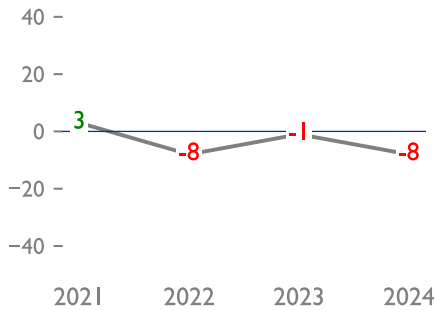
## Cornerstone Jefferson-Douglass Academy

### Educational Goals

Difference between the academy and statistically similar schools on M-STEP Proficiency, SAT Total Score, and Student Growth Percentile (SGP).

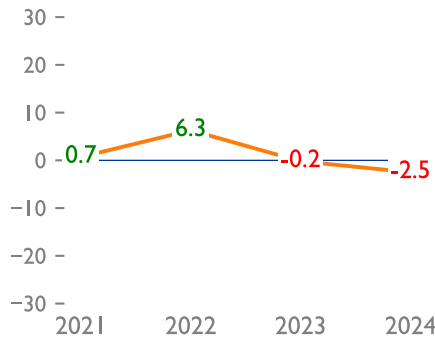
Proficiency Delta

M-STEP

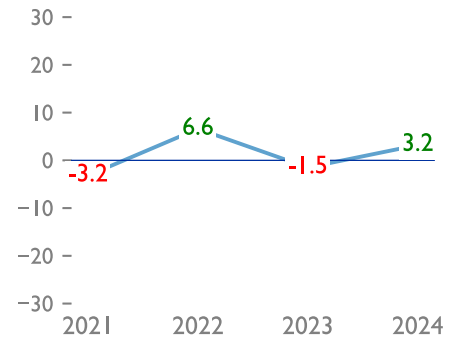


Student Growth Percentiles (SGP) Delta

ELA



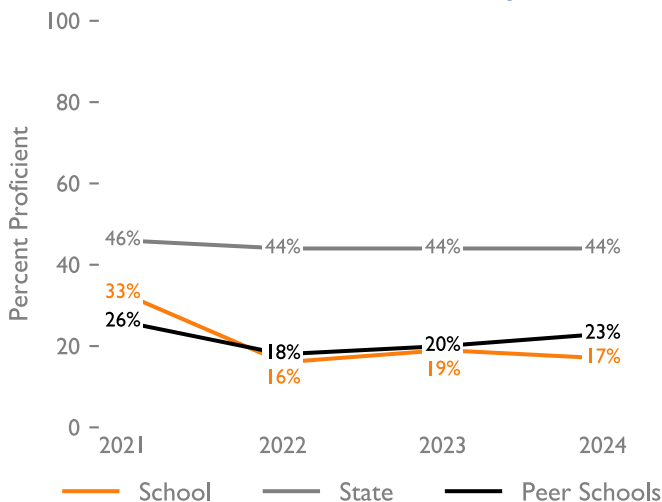
Math



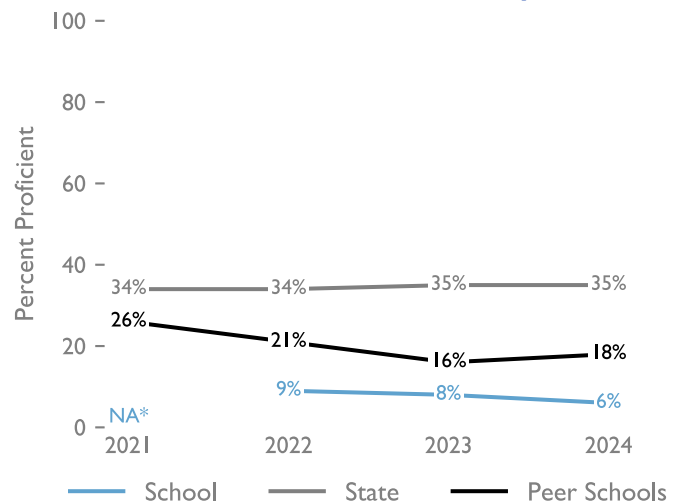
### M-STEP Proficiency Trends by Subject

School's data compared to Peer Schools and State Proficiency.

M-STEP ELA Proficiency



M-STEP Math Proficiency



This space reserved for SAT charts  
(not applicable here)

Note: Grade levels for which growth data are available for 2021-22 are limited due to no state testing in 2019-20 and low participation in state testing in 2020-21. Elementary grades did not receive a growth score.

\* Data suppression


# 2023-24 School Performance Report

## Cornerstone Jefferson-Douglass Academy

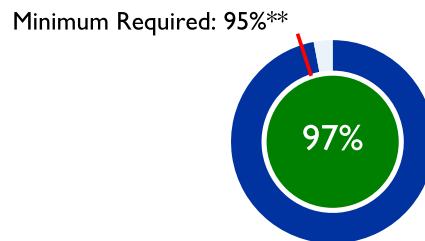
### Roster of Statistically Similar Schools

Distance in Miles	Peer School Name
0.63	Cooke Elementary School
0.78	Marion Law Academy
0.79	Emerson Elementary-Middle School
1.2	Legacy Charter Academy
1.43	Brenda Scott Academy for Theatre Arts
1.44	Commonwealth Community Development Academy
1.62	Mason Academy
1.7	Frontier International Academy
1.8	Turning Point Academy
1.92	Hamtramck Academy

### School Index



### Assessment Participation



### Universal Support

#### Compliance Reporting Condition: **Does Not Meet Standard**

##### Exceeds Standards:

At least 95% of board and school documents (combined) submitted to Epicenter on time

##### Meets Standards:

At least 85% of board and school documents (combined) submitted to Epicenter on time

##### Does Not Meet Standards:

- Less than 85% board and school documents (combined) submitted to Epicenter on time

#### Financial Condition: **Does Not Meet Standard**

##### Exceeds Standards:

Submitted to Epicenter on-time, unqualified opinion, and no significant deficiencies or material weaknesses

##### Meets Standards:

Submitted to Epicenter on-time, unqualified opinion, one or two significant deficiencies, and no material weaknesses

##### Does Not Meet Standards:

- Late submission to Epicenter, unqualified, one or more material weaknesses or more than two significant deficiencies, OR qualified opinion

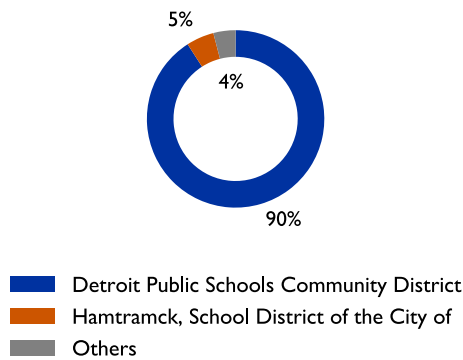
\*School Index minimum threshold is determined by MDE each year for bottom 5% of schools in the state.

\*\*Assessment Participation minimum requirement of 95% is a federal requirement. Assessment participation reported in this report is measured based on the "number assessed" field in the spring (May) assessment results file divided by the "number enrolled" in the spring (Feb) audited student counts file.

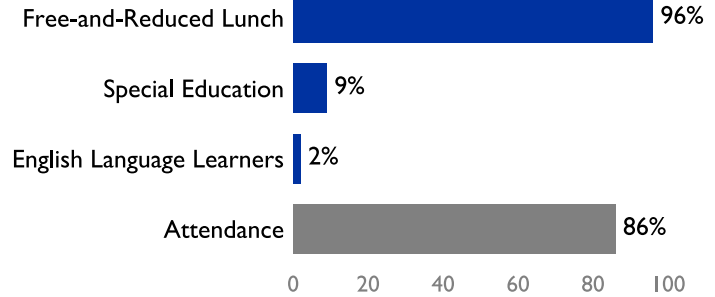
# 2023-24 School Performance Report

## Cornerstone Jefferson-Douglass Academy

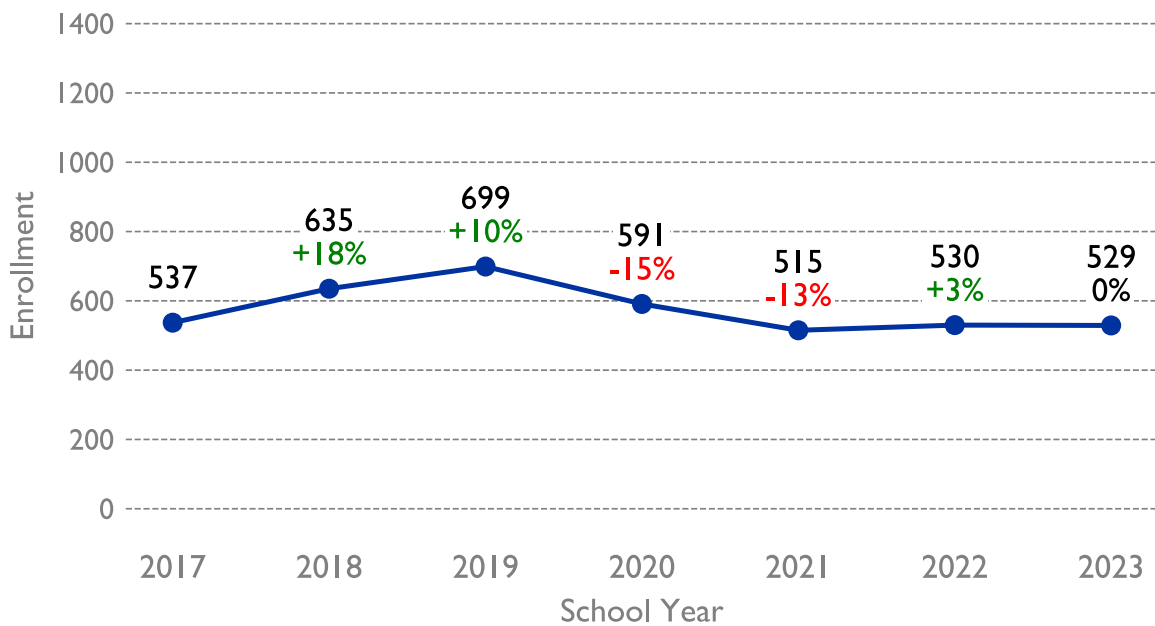
### Student Resident Districts



### Subgroup Enrollment and Attendance



### 7 Year Enrollment Trend



### Enrollment by Grade and Year

Grade Level	2017	2018	2019	2020	2021	2022	2023
K	77	100	98	54	54	61	59
1	74	85	108	79	57	55	61
2	73	71	79	86	60	66	61
3	49	83	82	66	74	62	70
4	61	62	105	63	54	74	59
5	68	57	63	90	59	56	66
6	52	69	61	50	66	50	50
7	53	58	58	52	42	63	47
8	30	50	45	51	49	43	56
Total	537	635	699	591	515	530	529
	2017	2018	2019	2020	2021	2022	2023

\* Data suppression

\*\* Refer to year opened on cover