



2023-24 School Performance Report

GEE Compass Academy



www.gvsu.edu

850 S. Hewitt Street
Ypsilanti, MI 48197

Grades Served: K-12

Contract Grades: K-12

Year Opened: 2023

School's Mission: To promote lifelong learning by nurturing academic excellence, positive character traits, and an appreciation of cultures.

2023-24 School Performance Report

GEE Compass Academy

Current Contract Term Length

5 years

Contract Expiration Year

2028

Board Members

Name	Board Role	Appointed	Term Ends
Bradley Hall	President	April 28, 2023	June 30, 2026
Cynthia Heraud	Director	April 28, 2023	June 30, 2025
Matthew Doyle	Director	April 28, 2023	June 30, 2026
Navin Abro	Director	June 23, 2023	June 30, 2027
vacant seat	Director		June 30, 2025

Educational Service Provider

Global Educational Excellence

Academy Description

GEE Compass Academy is a new cyber school in Michigan. Compass Academy is known for its blended learning approach and flexibility. We strive on small group instruction and remediation from certified teachers and mentors.



CSO Capacity Analysis

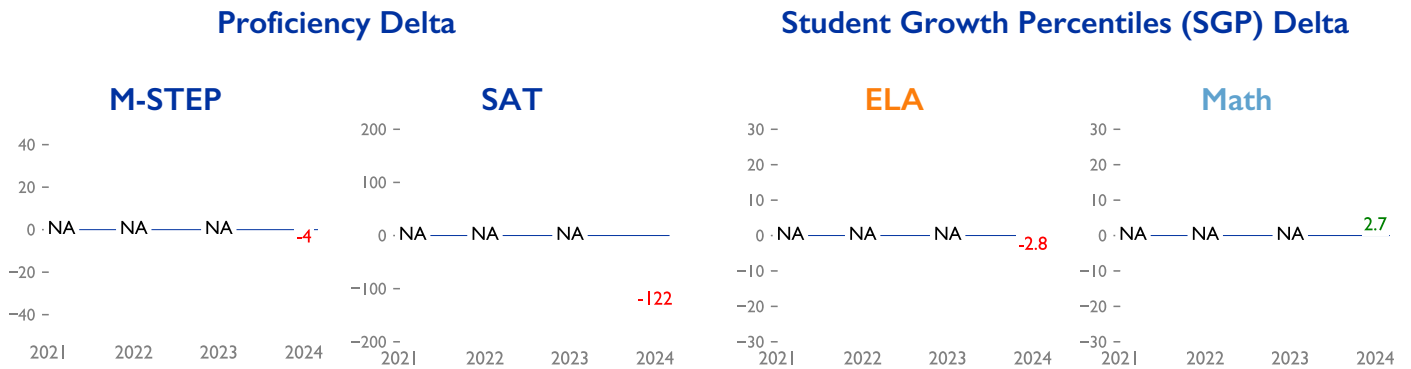
GEE Compass Academy opened in opened Fall of 2023 as a statewide virtual school. The academy is managed by Global Education Excellence (GEE), an education service provider. Through management of other schools in its portfolio, GEE has experience with virtual learning through a blended learning model. Organizationally, the academy has managed its enrollment growth well. The CSO has observed that the academy is effectively managing its resources and is fiscally viable. Academically, the academy is performing lower when compared to peer and statewide data. However, the CSO believes that with the support GEE, the academy has the resources and capacity to increase educational outcomes going forward.

2023-24 School Performance Report

GEE Compass Academy

Educational Goals

Difference between the academy and statistically similar schools on M-STEP Proficiency, SAT Total Score, and Student Growth Percentile (SGP).



M-STEP Proficiency and SAT Average Score Trends by Subject

School's data compared to Peer Schools and State Proficiency and Average scores.



Note: Grade levels for which growth data are available for 2021-22 are limited due to no state testing in 2019-20 and low participation in state testing in 2020-21. Elementary grades did not receive a growth score.

* Data suppression

** Evidence-Based Reading and Writing


2023-24 School Performance Report

GEE Compass Academy

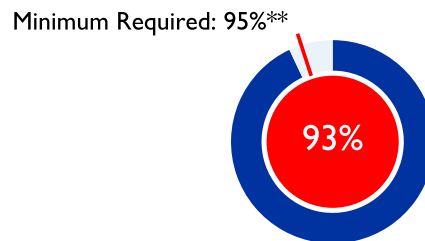
Roster of Statistically Similar Schools

Distance in Miles	Peer School Name
>2	Great Lakes Cyber Academy
>2	ICademy Global
>2	Insight School of Michigan
>2	LifeTech Academy
>2	Lighthouse Connections Academy
>2	Michigan Connections Academy
>2	Michigan Great Lakes Virtual Academy
>2	Michigan International Prep School
>2	Michigan Online School
>2	Michigan Virtual Charter Academy
>2	Success Virtual Learning Centers of Michigan
>2	Uplift Michigan Academy
>2	WAY Michigan

School Index



Assessment Participation



Universal Support

Compliance Reporting Condition: Exceeds Standard

Exceeds Standards:

- At least 95% of board and school documents (combined) submitted to Epicenter on time

Meets Standards:

At least 85% of board and school documents (combined) submitted to Epicenter on time

Does Not Meet Standards:

Less than 85% board and school documents (combined) submitted to Epicenter on time

Financial Condition: Exceeds Standard

Exceeds Standards:

- Submitted to Epicenter on-time, unqualified opinion, and no significant deficiencies or material weaknesses

Meets Standards:

Submitted to Epicenter on-time, unqualified opinion, one or two significant deficiencies, and no material weaknesses

Does Not Meet Standards:

Late submission to Epicenter, unqualified, one or more material weaknesses or more than two significant deficiencies, OR qualified opinion

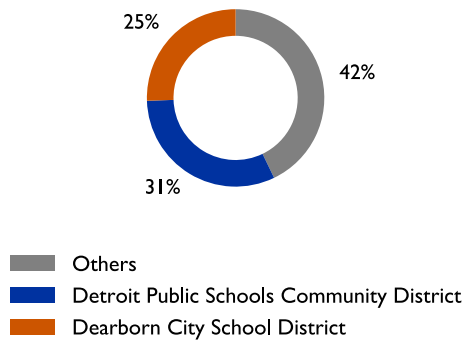
*School Index minimum threshold is determined by MDE each year for bottom 5% of schools in the state.

**Assessment Participation minimum requirement of 95% is a federal requirement. Assessment participation reported in this report is measured based on the "number assessed" field in the spring (May) assessment results file divided by the "number enrolled" in the spring (Feb) audited student counts file.

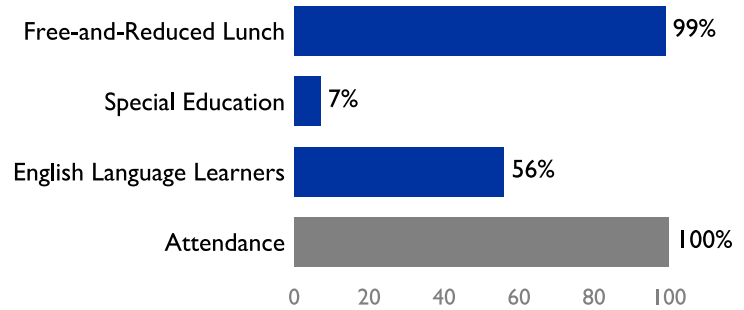
2023-24 School Performance Report

GEE Compass Academy

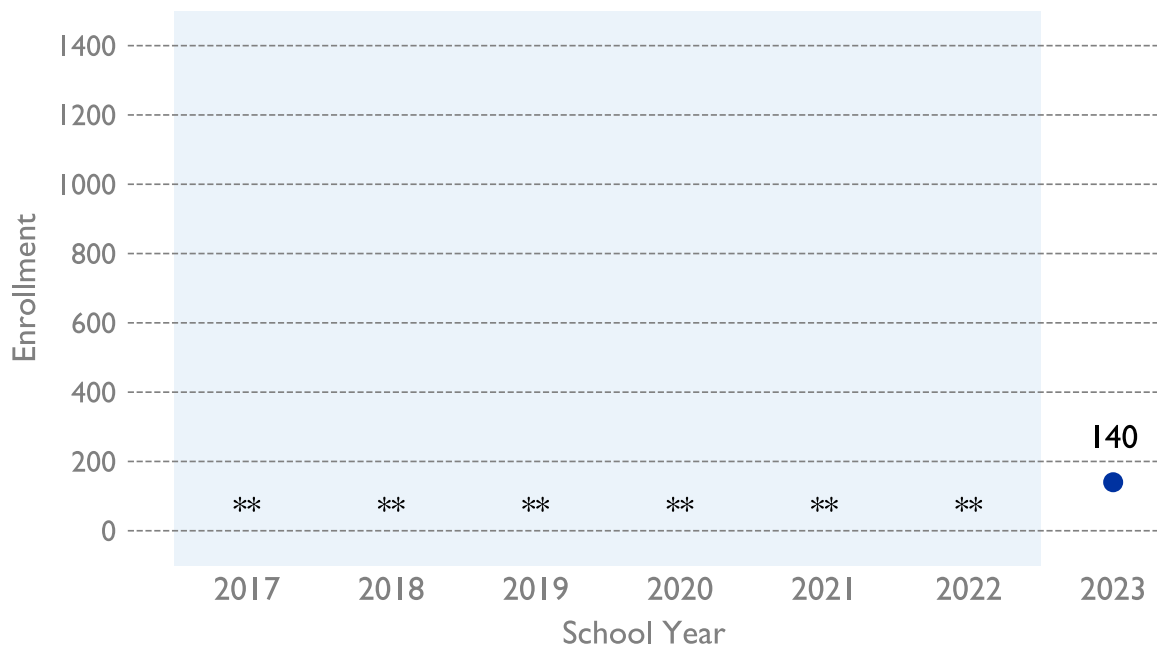
Student Resident Districts



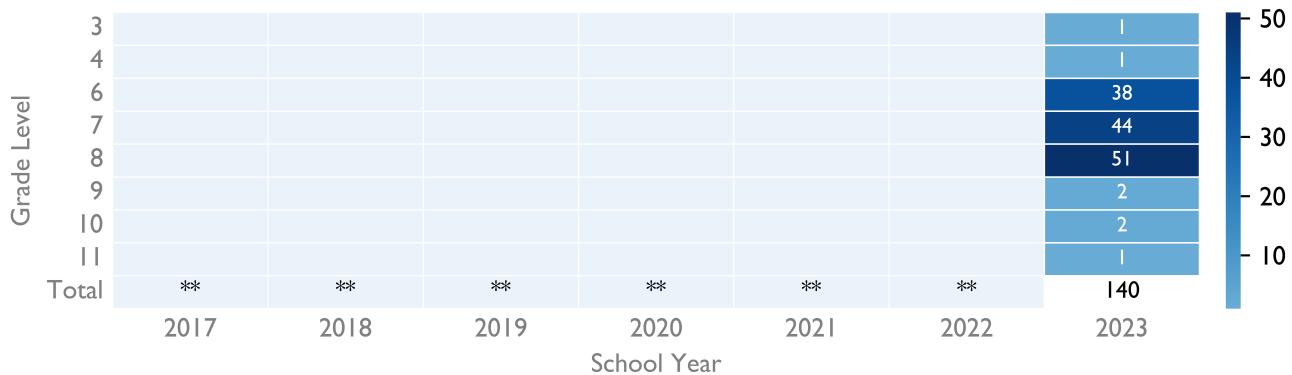
Subgroup Enrollment and Attendance



7 Year Enrollment Trend



Enrollment by Grade and Year



* Data suppression

** Refer to year opened on cover