

2023-24 School Performance Report

Arbor Academy



www.gvsu.edu

55 Arbor Street
Battle Creek, MI 49015

Grades Served: K-8

Contract Grades: K-8

Year Opened: 1998

School's Mission: The mission of Arbor Academy is to provide a safe, inclusive, and family friendly environment with small class sizes. We prioritize individual attention, celebrate diversity, and foster academic excellence.

2023-24 School Performance Report

Arbor Academy

Current Contract Term Length

7 years

Contract Expiration Year

2025

Board Members

| Name | Board Role | Appointed | Term Ends |
|-------------------------|------------|------------------|---------------|
| Philip VanVranken | President | December 5, 2001 | June 30, 2025 |
| Alexis Torres | Director | June 23, 2023 | June 30, 2025 |
| Christopher Micklatcher | Director | November 6, 2015 | June 30, 2026 |
| Erica Pfeifer | Director | April 26, 2019 | June 30, 2026 |
| Eugene McKay | Director | June 23, 2023 | June 30, 2025 |

Educational Service Provider

Midwest Management Group

Academy Description

Arbor Academy is a small urban charter school that focuses on the whole child. We provide small class sizes for grades kindergarten through 8th grade. Our focus is to create a fun learning experience while challenging our students academically and socially.



CSO Capacity Analysis

Arbor Academy demonstrates fiscal viability and working toward improving organizational capacity. Arbor is under new management which has resulted in the school offering busing and increased professional development for staff. The Charter Schools Office believes the board of directors and school staff, in partnership with Midwest Management, have the capacity to strengthen educational outcomes by prioritizing academic goals and high-quality instruction.

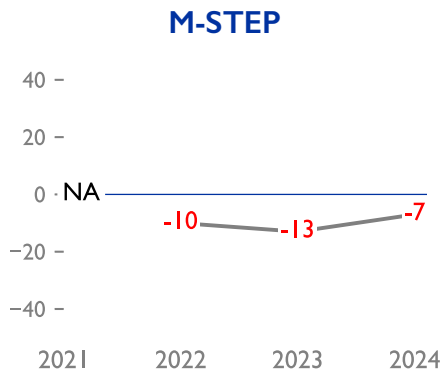
2023-24 School Performance Report

Arbor Academy

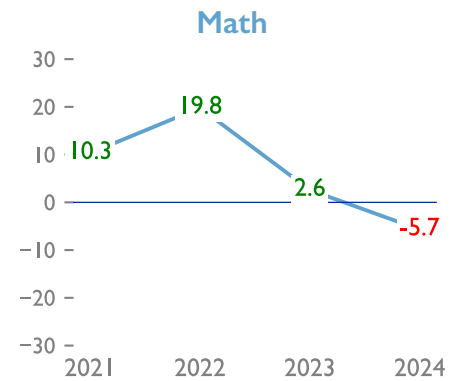
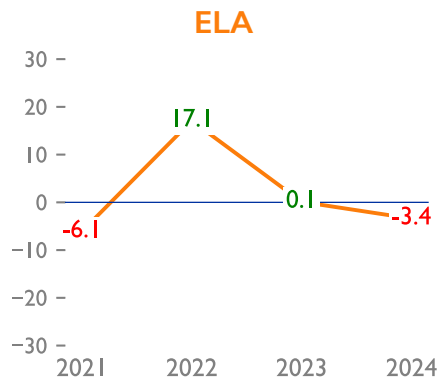
Educational Goals

Difference between the academy and statistically similar schools on M-STEP Proficiency, SAT Total Score, and Student Growth Percentile (SGP).

Proficiency Delta



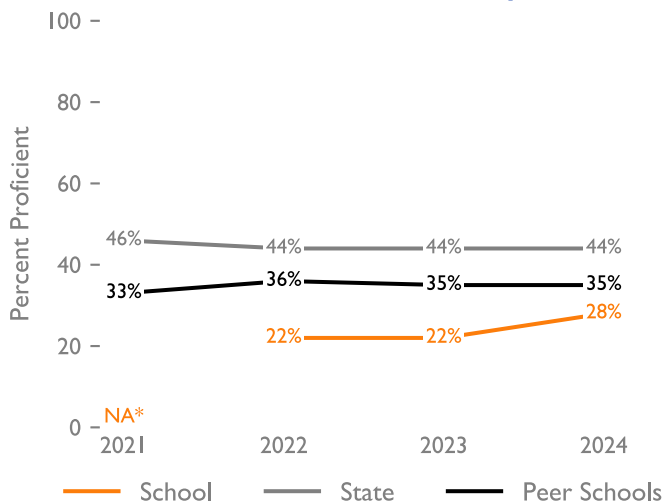
Student Growth Percentiles (SGP) Delta



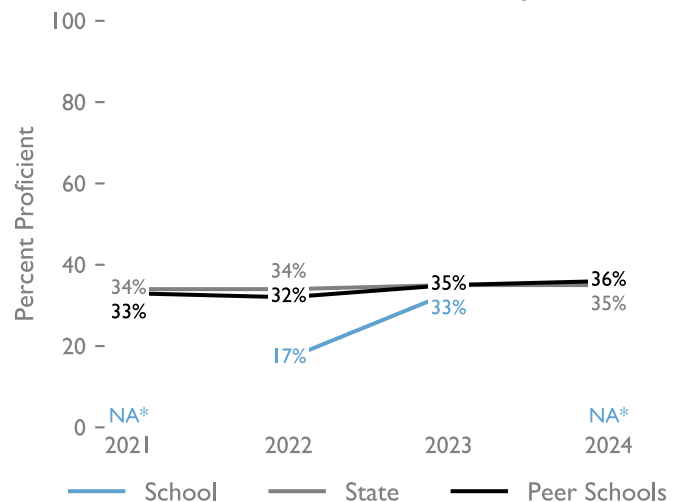
M-STEP Proficiency Trends by Subject

School's data compared to Peer Schools and State Proficiency.

M-STEP ELA Proficiency



M-STEP Math Proficiency



This space reserved for SAT charts
(not applicable here)

Note: Grade levels for which growth data are available for 2021-22 are limited due to no state testing in 2019-20 and low participation in state testing in 2020-21. Elementary grades did not receive a growth score.

* Data suppression


2023-24 School Performance Report

Arbor Academy

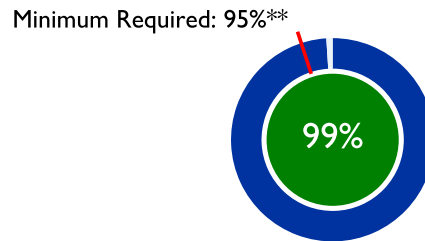
Roster of Statistically Similar Schools

| Distance in Miles | Peer School Name |
|-------------------|-------------------------------------|
| 0.71 | Prairieview School |
| 0.94 | Lakeview Middle School |
| 1.17 | Westlake Elementary School |
| 1.31 | Riverside Elementary School |
| 1.47 | Battle Creek Montessori Academy |
| 1.86 | Minges Brook School |
| >2 | Nah Tah Wahsh Public School Academy |

School Index



Assessment Participation



Universal Support

Compliance Reporting Condition: **Does Not Meet Standard**

Exceeds Standards:

At least 95% of board and school documents (combined) submitted to Epicenter on time

Meets Standards:

At least 85% of board and school documents (combined) submitted to Epicenter on time

Does Not Meet Standards:

- Less than 85% board and school documents (combined) submitted to Epicenter on time

Financial Condition: **Meets Standard**

Exceeds Standards:

Submitted to Epicenter on-time, unqualified opinion, and no significant deficiencies or material weaknesses

Meets Standards:

- Submitted to Epicenter on-time, unqualified opinion, one or two significant deficiencies, and no material weaknesses

Does Not Meet Standards:

Late submission to Epicenter, unqualified, one or more material weaknesses or more than two significant deficiencies, OR qualified opinion

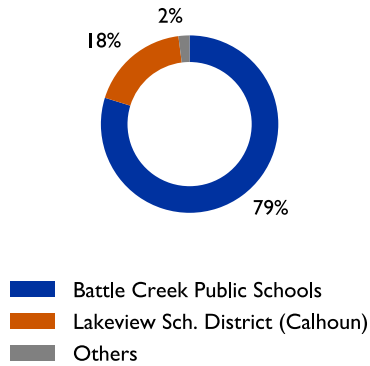
*School Index minimum threshold is determined by MDE each year for bottom 5% of schools in the state.

**Assessment Participation minimum requirement of 95% is a federal requirement. Assessment participation reported in this report is measured based on the "number assessed" field in the spring (May) assessment results file divided by the "number enrolled" in the spring (Feb) audited student counts file.

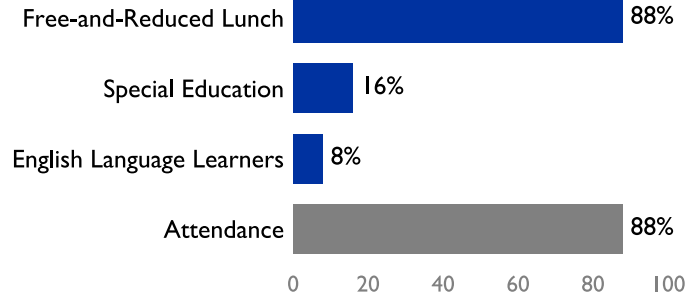
2023-24 School Performance Report

Arbor Academy

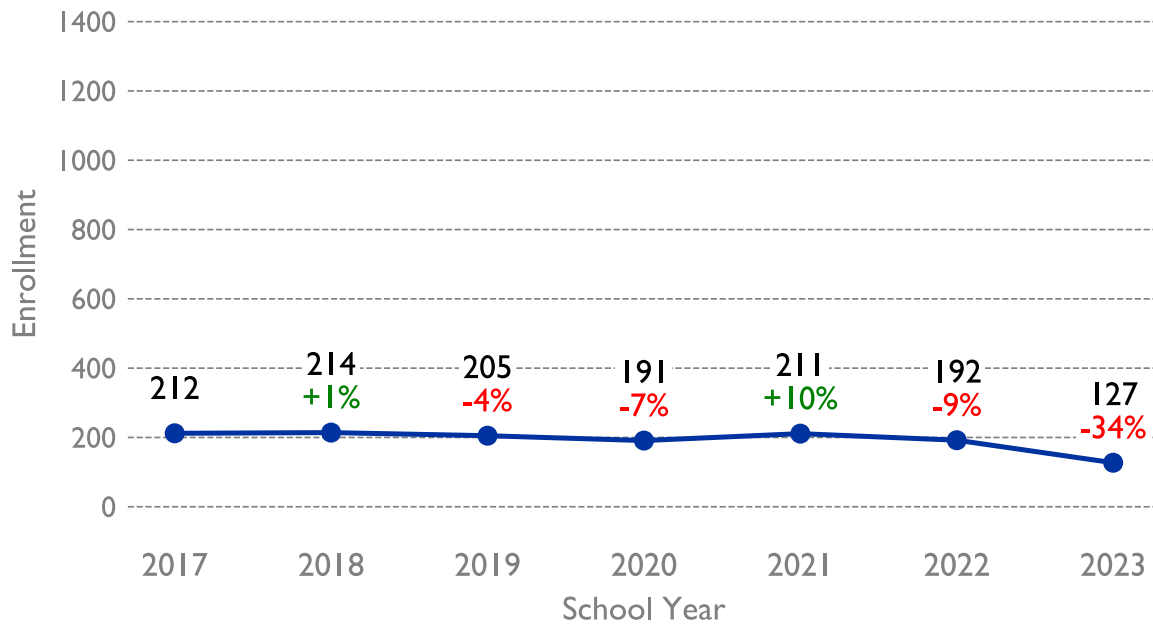
Student Resident Districts



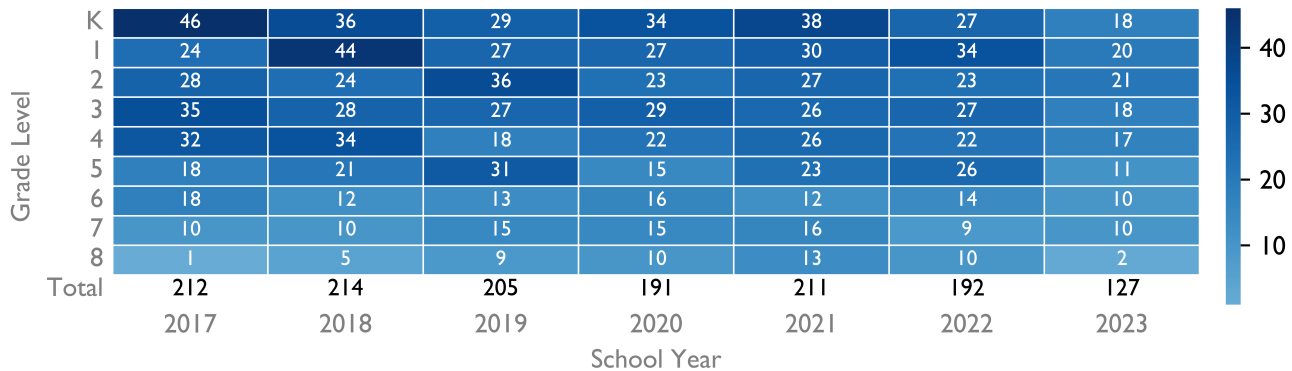
Subgroup Enrollment and Attendance



7 Year Enrollment Trend



Enrollment by Grade and Year



* Data suppression

** Refer to year opened on cover