

2023-24 School Performance Report

Covenant High School Grand Rapids



Grade Configuration

9-12 (9-12 Contract)

Current Contract Term Length

5 Years (2025)

Education Service Provider

YOUTH VISION SOLUTIONS

Location

50 ANTOINE ST SW GRAND RAPIDS MI 49507

Board President

Jen Coppens

Board Members

Lakeshia Gilbert, Lynn Marie Shackelford, Kirstina Weber

CSO Capacity Analysis

Covenant High School Grand Rapids provides an educational experience for students to earn their high school diploma. Despite lower-than-expected enrollment this year, the school strives to create a traditional high school-like atmosphere and culture. As such, graduation rates are on par with previous years. The board is encouraged to request and examine academic performance of the students regularly throughout the school year. The Charter Schools Office is encouraged the school will proceed successfully through reauthorization in the fall of 2024. The school board maintains its unwavering commitment and support to the school leadership and the students.

Summary

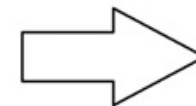
Covenant School Grand Rapids serves at-risk students from 16-22 years old and up to 26 for special education students. Our student body is extremely mobile due to the many challenges they face including poverty, housing, food, and job insecurity. These factors have a negative impact on our students' academic success. We exist to remove those barriers and help students achieve their diploma and establish a career path.

Highlights

Giving young people a second chance to achieve an actual high school diploma.

Increased participation and improved NWEA scores for the 2023-24 school year.

Strong ELL program which highlights the diversity of Covenant High School GR.



2023-24 School Performance Report

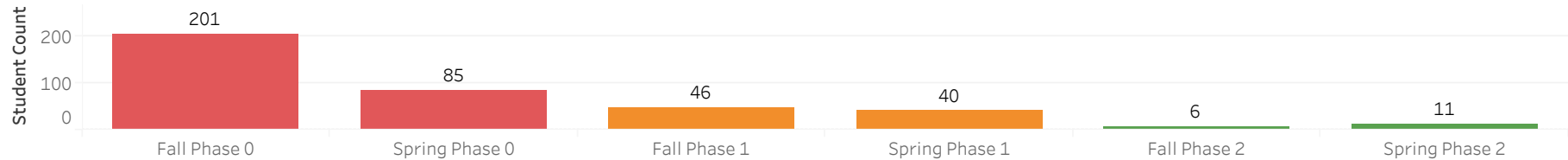
Covenant High School Grand Rapids



Educational Goals (Schedule 7-1) and Evaluation

Phases: Each student enrolled at the school shall annually (Fall and Spring) be classified by the school based on the phase of learning that the student is in.

Fall-Spring Phases



Phase 0: *Student has enrolled at the school, but has little to no live attendance (<20%).*Student has either not engaged or has minimally engaged in the school's online course platform, if any.

Phase 1: *Student sporadically attends the school (20-65%).
*External barriers sometimes negatively affect academic success.

Phase 2: *Student regularly attends the school (66% or more).
*Student is earning credits at a pace of 4 credits/year or more.
*Student regularly engages in and completes coursework through the school's online course platform, if any. Student exhibits positive behaviors, mindsets that align with academic success regardless of external barriers.

| Phase Movement: 65% of students move up at least one phase during the academic year, maintain Phase 2 status, and/or graduate. | Positive Phase Movement and Graduates Student Count | Fall to Spring Matched and Graduates Student Count | Positive Phase Movement Percent |
|--|---|--|---------------------------------|
| | 65 | 114 | 57% |

Phase Goals. The following goals are established for each phase of student learning:

| Student Growth Target | Student Growth Performance | Student Progress Target | Student Progress Performance | Student Engagement Target | Student Engagement Performance |
|---|-------------------------------|---|----------------------------------|---|------------------------------------|
| Not factored into goal calculation. | Student Growth Phase 0 | 65% of students earn at least 2.0 credits during the academic year. | Student Progress Phase 0 93% | 70% of students engage at a rate between 25% and 49%. | Student Engagement Phase 0 100% |
| 65% of students show positive RIT growth in NWEA MAP reading and math. | Student Growth Phase 1 60% | 65% of students either earn 3-5.5 credits during the academic year or graduate. | Student Progress Phase 1 100% | 70% of students engage at a rate between 50% and 79%. | Student Engagement Phase 1 100% |
| 65% of students meet their annual RIT growth target in NWEA MAP reading and math. | Student Growth Phase 2 | 65% of students either earn 6.0 or more credits during the academic year or graduate. | Student Progress Phase 2 100% | 70% of students engage at a rate of greater than 80%. | Student Engagement Phase 2 25% |



Evaluation. The rubric that will be used to assess these goals is as follows:

| Student Growth Evaluation | Student Progress Evaluation | Student Engagement Evaluation | Phase Movement Evaluation |
|---------------------------|-----------------------------|-------------------------------|---------------------------|
| Does Not Meet | Meets | Partially Meets | Does Not Meet |

Student Growth (NWEA MAP Growth) Key

Meets: School meets growth targets for all phases.
Partially Meets: School meets growth targets for the majority of phases.
Does Not Meet: School does not meet growth targets for the majority of phases.

Student Progress Key

Meets: School meets student progress targets for all phases.
Partially Meets: School meets student progress targets for the majority of phases.
Does Not Meet: School does not meet student progress targets for the majority of phases.

Student Engagement Key

Meets: School meets student engagement targets for all phases.
Partially Meets: School meets student engagement targets for the majority of phases.
Does Not Meet: School does not meet student engagement targets for the majority of phases.

Phase Movement Key

Meets: Green: 65% of students move up at least one phase during the academic year, maintain Phase 2 status, and/or graduate.
Does Not Meet: Red

*Less than 10 students tested or matched

Compliance Reporting Condition

| |
|------------------|
| Exceeds Standard |
|------------------|

Exceeds Standards: At least 95% of board and school documents (combined) submitted to Epicenter on time.

Meets Standards: At least 85% of board and school documents (combined) submitted to Epicenter on time.

Does Not Meet Standards: Less than 85% board and school documents (combined) submitted to Epicenter on time.

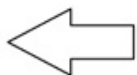
Financial Condition

| |
|------------------|
| Exceeds Standard |
|------------------|

Exceeds Standards: Submitted to Epicenter on-time, unqualified opinion, and no significant deficiencies or material weaknesses.

Meets Standards: Submitted to Epicenter on-time, unqualified opinion, one or two significant deficiencies, and no material weaknesses.

Does Not Meet Standards: Late submission to Epicenter, unqualified, one or more material weaknesses or more than two significant deficiencies, OR qualified opinion.

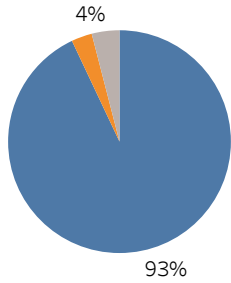


2023-24 School Performance Report

Covenant High School Grand Rapids



2023-24 Student Resident Districts Student Resident Districts Legend



Blue: Grand Rapids Public Schools 93%
 Orange: Kentwood Public Schools 3%
 Gray: Others 4%

2023-24 Attendance Rate

42%

2023-24 Free and Reduced Lunch

90%

2023-24 Special Education Enrollment

15%

2023-24 English Language Learners

32%

3 Year Enrollment

