

2023-24 School Performance Report

Covenant High School Southwest



Grade Configuration

9-12 (9-12 Contract)

Current Contract Term Length

5 Years (2025)

Education Service Provider

YOUTH VISION SOLUTIONS

Location

1450 25TH ST DETROIT MI 48216

Board President

William Phillips

Board Members

Caroline Chambers, Mary Downey, Lawrence Givens, Kerri Smith, Derschaun Brown, Katharine McEvoy

CSO Capacity Analysis

Covenant High School Southwest is fiscally and organizationally sound and continues to proactively address the academy's challenges with innovative alternative educational goals, resulting in a marked improvement in course completions, student engagement, and graduation. In addition, the implementation of a PBIS program has increased incentives and rewards for positive student behavior. The Charter Schools Office (CSO) has observed the school leader, superintendent, and academy board have diligently worked to uphold the mission and vision of the academy while significantly enhancing student outcomes. The academy has expanded its programs, including the introduction of Career Exploration initiatives, to better meet the diverse needs of its students. Additionally, to support both in-person and virtual learners, the academy has increased its staff, ensuring students receive the necessary guidance and instruction. The CSO has also noted the continuous efforts to attract and retain highly qualified staff, with salary increases and paid time off opportunities. The CSO is confident the combined support and resources provided by the academy board and school leadership will enable the academy to continue enhancing student outcomes while maintaining its integrity and commitment to its mission throughout the remainder of its current charter contract term.

Summary

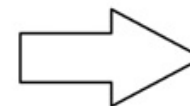
Covenant School Southwest serves at-risk students from 15-22 years old and up to 26 for special education students. Our student body is extremely mobile due to the many challenges they face including poverty, housing, food, and job insecurity. These factors have a negative impact on our students' academic success. We exist to remove those barriers and help students achieve their diploma and establish a career path.

Highlights

Increased student enrollment as well as in-person attendance and engagement.

Implemented a PBIS system that improved school culture and climate.

Increased number of graduates from the prior year.



2023-24 School Performance Report

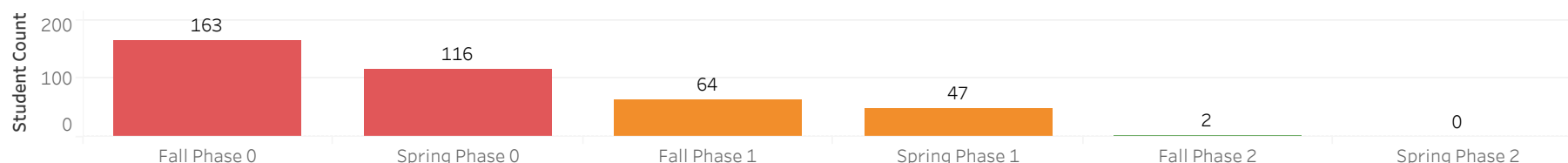
Covenant High School Southwest



Educational Goals (Schedule 7-1) and Evaluation

Phases: Each student enrolled at the school shall annually (Fall and Spring) be classified by the school based on the phase of learning that the student is in.

Fall-Spring Phases



Phase 0: *Student has enrolled at the school, but has little to no live attendance (<20%).*Student has either not engaged or has minimally engaged in the school's online course platform, if any.

Phase 1: *Student sporadically attends the school (20-65%).
*External barriers sometimes negatively affect academic success.

Phase 2: *Student regularly attends the school (66% or more).
*Student is earning credits at a pace of 4 credits/year or more.
*Student regularly engages in and completes coursework through the school's online course platform, if any. Student exhibits positive behaviors, mindsets that align with academic success regardless of external barriers.

Phase Movement: 65% of students move up at least one phase during the academic year, maintain Phase 2 status, and/or graduate.	Positive Phase Movement and Graduates Student Count	Fall to Spring Matched and Graduates Student Count	Positive Phase Movement Percent
	26	109	24%

Phase Goals. The following goals are established for each phase of student learning:

Student Growth Target	Student Growth Performance	Student Progress Target	Student Progress Performance	Student Engagement Target	Student Engagement Performance
Not factored into goal calculation.	Student Growth Phase 0	65% of students earn at least 2.0 credits during the academic year.	Student Progress Phase 0	70% of students engage at a rate between 25% and 49%.	Student Engagement Phase 0
			57%		100%
65% of students show positive RIT growth in NWEA MAP reading and math.	Student Growth Phase 1	65% of students either earn 3-5.5 credits during the academic year or graduate.	Student Progress Phase 1	70% of students engage at a rate between 50% and 79%.	Student Engagement Phase 1
	81%		72%		100%
65% of students meet their annual RIT growth target in NWEA MAP reading and math.	Student Growth Phase 2	65% of students either earn 6.0 or more credits during the academic year or graduate.	Student Progress Phase 2	70% of students engage at a rate of greater than 80%.	Student Engagement Phase 2
			100%		100%





Evaluation. The rubric that will be used to assess these goals is as follows:

Student Growth Evaluation	Student Progress Evaluation	Student Engagement Evaluation	Phase Movement Evaluation
Partially Meets	Partially Meets	Meets	Does Not Meet
<p>Student Growth (NWEA MAP Growth) Key Meets: School meets growth targets for all phases. Partially Meets: School meets growth targets for the majority of phases. Does Not Meet: School does not meet growth targets for the majority of phases.</p>	<p>Student Progress Key Meets: School meets student progress targets for all phases. Partially Meets: School meets student progress targets for the majority of phases. Does Not Meet: School does not meet student progress targets for the majority of phases.</p>	<p>Student Engagement Key Meets: School meets student engagement targets for all phases. Partially Meets: School meets student engagement targets for the majority of phases. Does Not Meet: School does not meet student engagement targets for the majority of phases.</p>	<p>Phase Movement Key Meets: Green: 65% of students move up at least one phase during the academic year, maintain Phase 2 status, and/or graduate. Does Not Meet: Red</p>

*Less than 10 students tested or matched

Compliance Reporting Condition

Exceeds Standard

Exceeds Standards: At least 95% of board and school documents (combined) submitted to Epicenter on time.

Meets Standards: At least 85% of board and school documents (combined) submitted to Epicenter on time.

Does Not Meet Standards: Less than 85% board and school documents (combined) submitted to Epicenter on time.

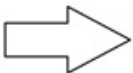
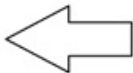
Financial Condition

Exceeds Standard

Exceeds Standards: Submitted to Epicenter on-time, unqualified opinion, and no significant deficiencies or material weaknesses.

Meets Standards: Submitted to Epicenter on-time, unqualified opinion, one or two significant deficiencies, and no material weaknesses.

Does Not Meet Standards: Late submission to Epicenter, unqualified, one or more material weaknesses or more than two significant deficiencies, OR qualified opinion.

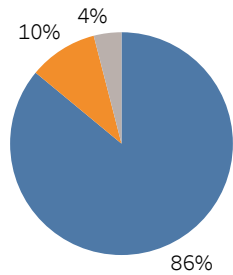


2023-24 School Performance Report

Covenant High School Southwest



2023-24 Student Resident Districts Student Resident Districts Legend



Blue: Detroit Public Schools Community District 86%
Orange: Highland Park City Schools 10%
Gray: Others 4%

2023-24 Attendance Rate

69%

2023-24 Free and Reduced Lunch

96%

2023-24 Special Education Enrollment

17%

2023-24 English Language Learners

37%

3 Year Enrollment

