



2023-24 School Performance Report

University Preparatory Art & Design Elementary



www.gvsu.edu

10225 3rd Street
Detroit, MI 48202

Grades Served: K-5
Contract Grades: K-5
Year Opened: 2012

School's Mission: We Prepare students for success in life.

2023-24 School Performance Report

University Preparatory Art & Design Elementary

Current Contract Term Length

10 years

Contract Expiration Year

2029

Board Members

Name	Board Role	Appointed	Term Ends
Joseph Aristeo	President	February 14, 2014	June 30, 2026
Denise Lewis	Director	November 4, 2011	June 30, 2026
Donald Tuski	Director	April 24, 2020	June 30, 2026
Edward Parks	Director	April 28, 2006	June 30, 2027
John Cleary	Director	February 14, 2014	June 30, 2025
Karen Obsniuk	Director	November 6, 2015	June 30, 2025
Linda Forte	Director	November 5, 2021	June 30, 2025
vacant seat	Director		June 30, 2026
vacant seat	Director		June 30, 2027

Educational Service Provider

Detroit 90/90

Academy Description

At University Prep Art & Design Elementary School we believe we are a family of continual learners; a community where everyone knows they belong and takes ownership over our school and our achievement. We believe that all scholars are capable of learning at or above grade level in an environment that encourages love, risk taking and a joy of learning. We are advocates for ourselves, each other and our community. We are a team and family. We aim to cultivate the whole child and develop analytical thinkers by providing standards-based instruction, culturally relevant experiences, and restorative practices in order to prepare scholars to be global competitors in an ever-changing world.



CSO Capacity Analysis

University Preparatory Art & Design Elementary has demonstrated organizational and fiscal stability, consistent with other campuses under its charter. The CSO observed that the academy is constantly refining its internal capacity to increase student achievement while maintaining fidelity to its mission. The CSO continues to see evidence that leadership is intentionally strengthening itself as a network, focusing on improved connections between academies to support student advancement through the system. The CSO has observed that the academy's board, education service provider, and leadership continue to invest in the academy and provide sound leadership. The CSO is confident in the academy's capacity to continue to deliver positive academic results for students and improve over time.

2023-24 School Performance Report

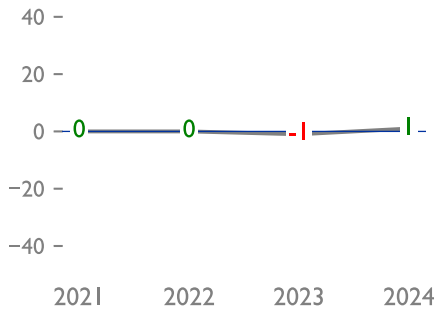
University Preparatory Art & Design Elementary

Educational Goals

Difference between the academy and statistically similar schools on M-STEP Proficiency, SAT Total Score, and Student Growth Percentile (SGP).

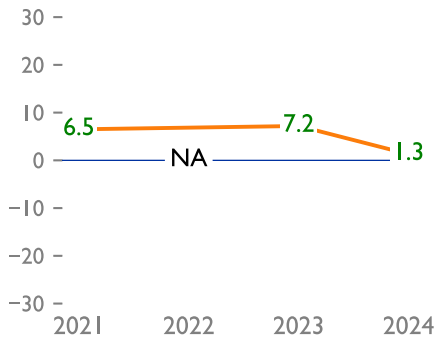
Proficiency Delta

M-STEP

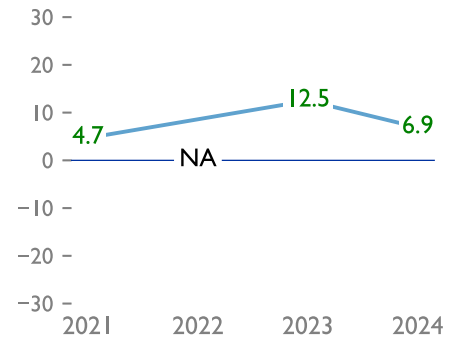


Student Growth Percentiles (SGP) Delta

ELA



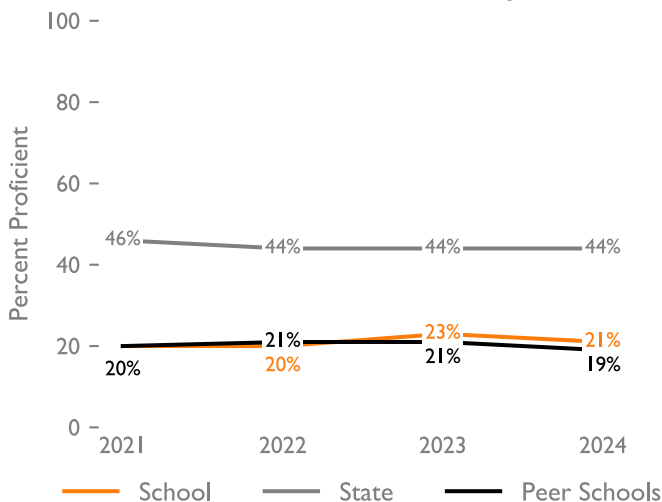
Math



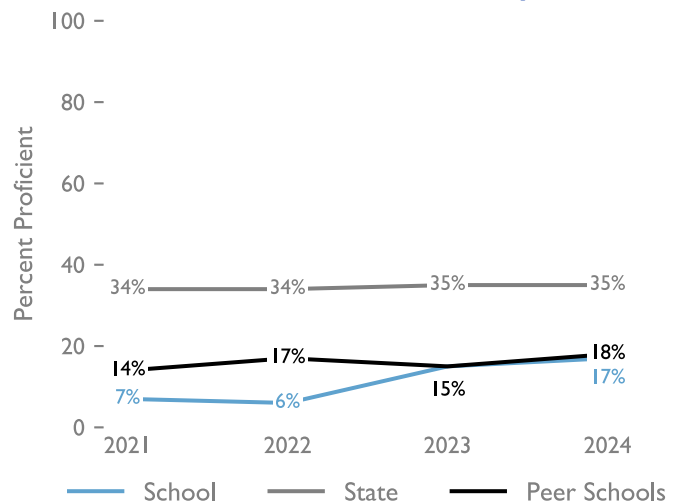
M-STEP Proficiency Trends by Subject

School's data compared to Peer Schools and State Proficiency.

M-STEP ELA Proficiency



M-STEP Math Proficiency



This space reserved for SAT charts
(not applicable here)

Note: Grade levels for which growth data are available for 2021-22 are limited due to no state testing in 2019-20 and low participation in state testing in 2020-21. Elementary grades did not receive a growth score.

* Data suppression

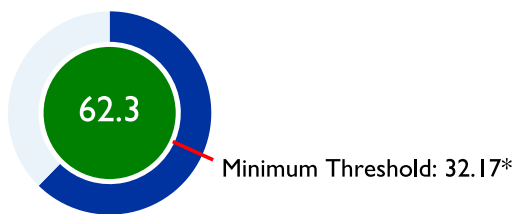
2023-24 School Performance Report

University Preparatory Art & Design Elementary

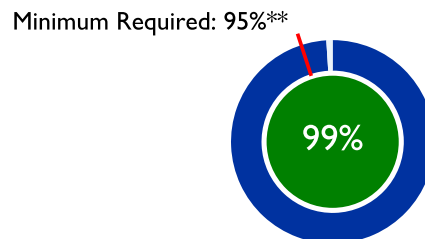
Roster of Statistically Similar Schools

Distance in Miles	Peer School Name
1	Durfee Elementary-Middle School
1.06	Barber Elementary School
1.38	Thirkell Elementary-Middle School
1.53	New Paradigm Glazer Academy
1.58	George Washington Carver Elementary School
1.68	Dickinson West Elementary School
1.75	Caniff Liberty Academy
1.77	University Preparatory Academy (PSAD) - Elementary - MM
1.89	University Preparatory Academy (PSAD) - Elementary - ET
1.97	Holbrook School

School Index



Assessment Participation



Universal Support

Compliance Reporting Condition: Exceeds Standard

Exceeds Standards:

- At least 95% of board and school documents (combined) submitted to Epicenter on time

Meets Standards:

At least 85% of board and school documents (combined) submitted to Epicenter on time

Does Not Meet Standards:

Less than 85% board and school documents (combined) submitted to Epicenter on time

Financial Condition: Exceeds Standard

Exceeds Standards:

- Submitted to Epicenter on-time, unqualified opinion, and no significant deficiencies or material weaknesses

Meets Standards:

Submitted to Epicenter on-time, unqualified opinion, one or two significant deficiencies, and no material weaknesses

Does Not Meet Standards:

Late submission to Epicenter, unqualified, one or more material weaknesses or more than two significant deficiencies, OR qualified opinion

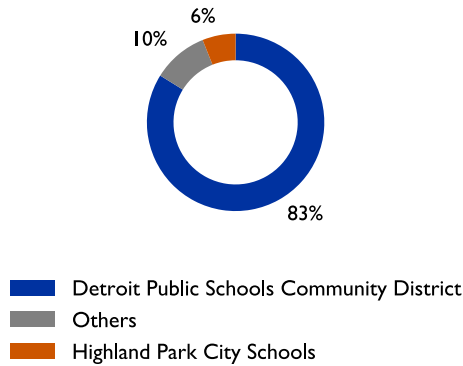
*School Index minimum threshold is determined by MDE each year for bottom 5% of schools in the state.

**Assessment Participation minimum requirement of 95% is a federal requirement. Assessment participation reported in this report is measured based on the "number assessed" field in the spring (May) assessment results file divided by the "number enrolled" in the spring (Feb) audited student counts file.

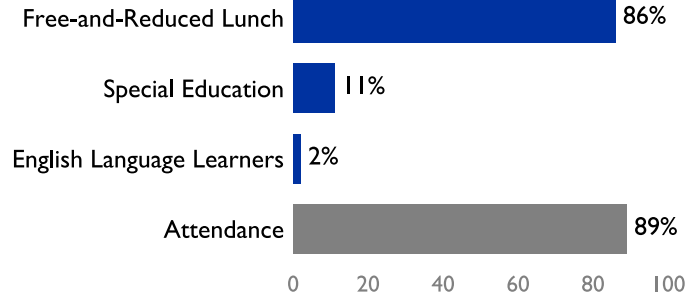
2023-24 School Performance Report

University Preparatory Art & Design Elementary

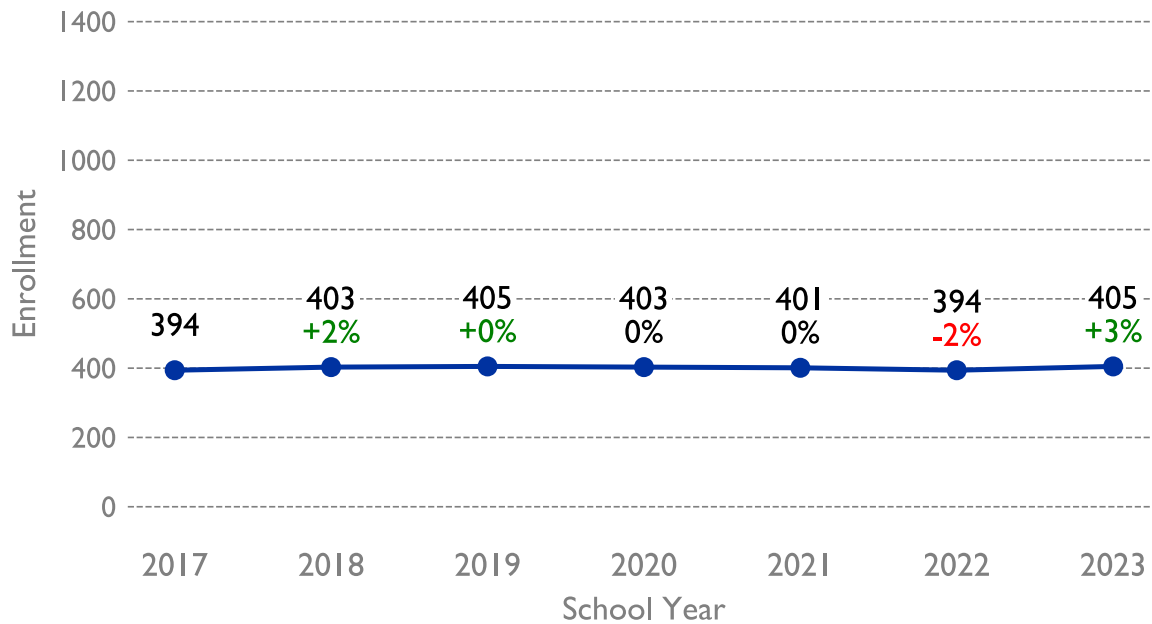
Student Resident Districts



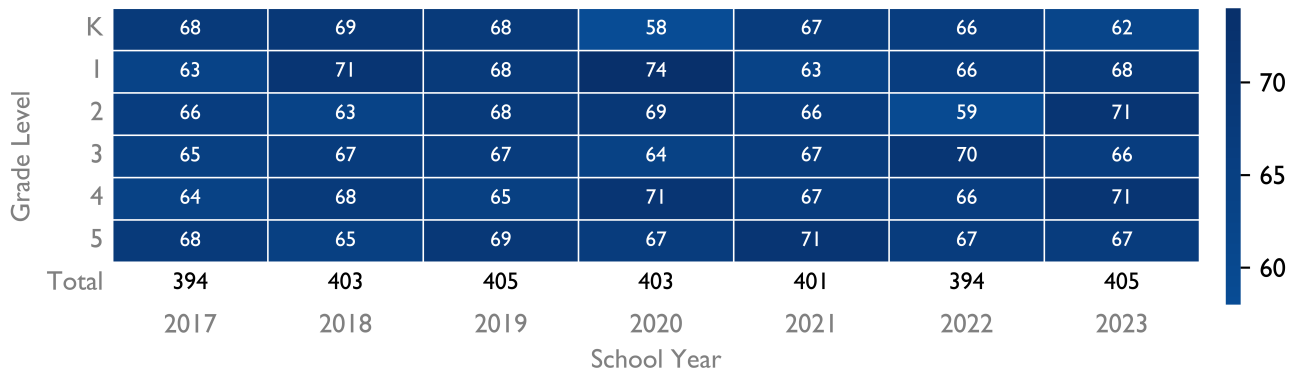
Subgroup Enrollment and Attendance



7 Year Enrollment Trend



Enrollment by Grade and Year



* Data suppression

** Refer to year opened on cover