



# 2023-24 School Performance Report

## Eagle's Nest Academy



[www.gvsu.edu](http://www.gvsu.edu)

5005 Cloverlawn Drive  
Flint, MI 48504

Grades Served: K-6

Contract Grades: K-6

Year Opened: 2015

**School's Mission:** Our mission is to provide a quality education that prepares scholars to SOAR ASAP (Academically, Socially, Artistically, and Physically)!

# 2023-24 School Performance Report

## Eagle's Nest Academy

### Current Contract Term Length

3 years

### Contract Expiration Year

2026

### Board Members

Name	Board Role	Appointed	Term Ends
LaMarcus Keels	President	February 24, 2023	June 30, 2027
Brandy Jones	Director	June 23, 2023	June 30, 2026
Kevin Johnson	Director	April 28, 2023	June 30, 2025
Tangela Owens	Director	June 23, 2023	June 30, 2027
vacant seat	Director		June 30, 2026

### Educational Service Provider

Phalen Academies And Genesee Education Consultant Services

### Academy Description

Eagle's Nest Academy is a tuition-free, public charter school serving grades K-6 in Flint, MI. Our vision is to create an environment of excellence for our scholars. We strive to develop the maximum potential of our scholars, shaping them into model students, future professionals, and productive citizens in our community.



### CSO Capacity Analysis

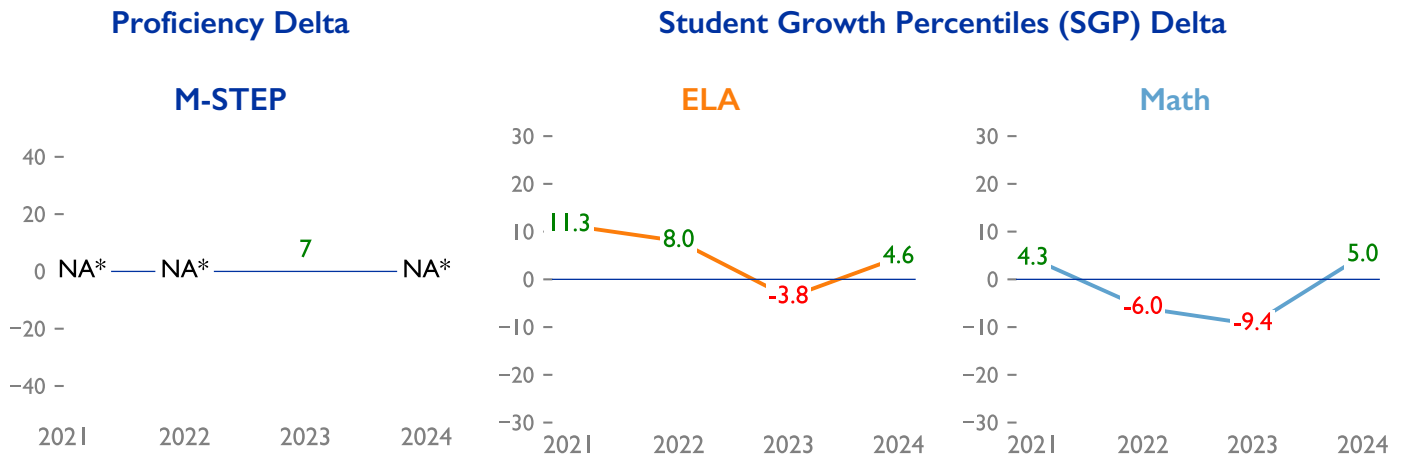
The Eagle's Nest Academy board hired a new educational service provider and principal to drive academic instruction and strengthen academic achievement at the end of the 2022-2023 academic year. During the year, the academy struggled with organizational structure and staffing credentialing compliance resulting in a significant fiscal penalty for the academy. The CSO sees the academy working towards addressing these issues.

# 2023-24 School Performance Report

## Eagle's Nest Academy

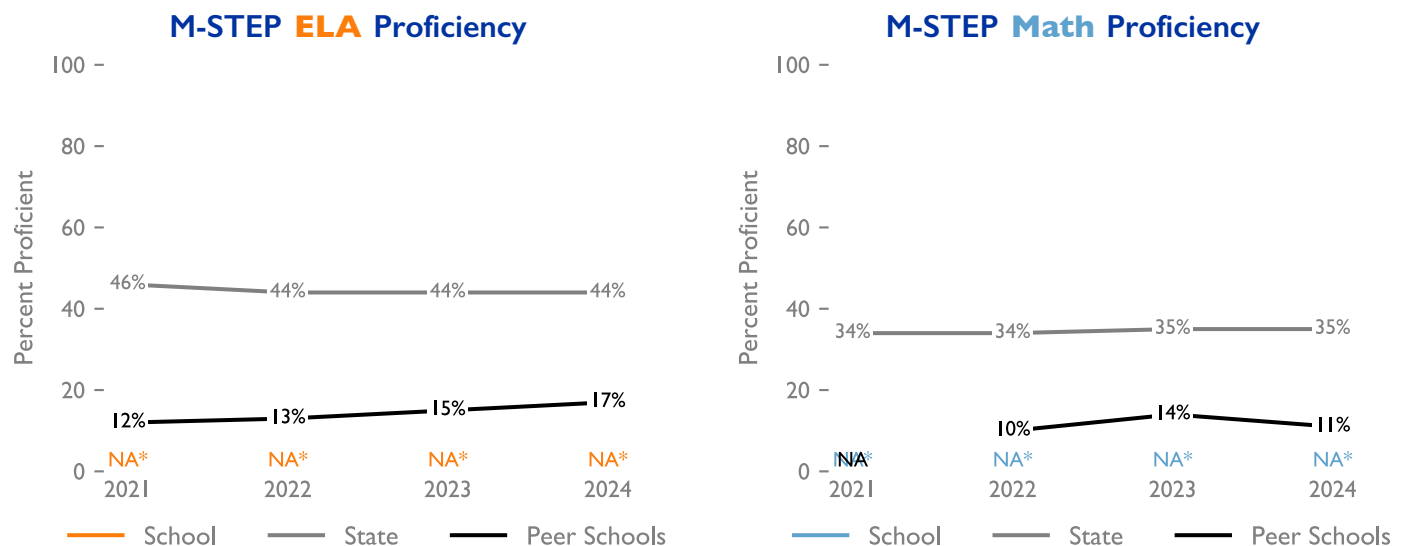
### Educational Goals

Difference between the academy and statistically similar schools on M-STEP Proficiency, SAT Total Score, and Student Growth Percentile (SGP).



### M-STEP Proficiency Trends by Subject

School's data compared to Peer Schools and State Proficiency.



This space reserved for SAT charts  
(not applicable here)

Note: Grade levels for which growth data are available for 2021-22 are limited due to no state testing in 2019-20 and low participation in state testing in 2020-21. Elementary grades did not receive a growth score.

\* Data suppression

# 2023-24 School Performance Report

## Eagle's Nest Academy

### Roster of Statistically Similar Schools

Distance in Miles	Peer School Name
-------------------	------------------

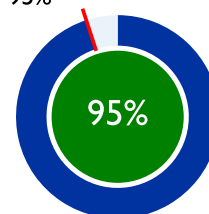
0.66	Brownell STEM Academy
1.07	Greater Heights Academy
1.12	Colonel Donald McMonagle Elementary School
>2	Distinctive College Prep.
>2	Rutherford Winans Academy

### School Index



### Assessment Participation

Minimum Required: 95%\*\*



### Comprehensive Support and Improvement

#### Compliance Reporting Condition: **Meets Standard**

##### Exceeds Standards:

At least 95% of board and school documents (combined) submitted to Epicenter on time

##### Meets Standards:

- At least 85% of board and school documents (combined) submitted to Epicenter on time

##### Does Not Meet Standards:

Less than 85% board and school documents (combined) submitted to Epicenter on time

#### Financial Condition: **Exceeds Standard**

##### Exceeds Standards:

- Submitted to Epicenter on-time, unqualified opinion, and no significant deficiencies or material weaknesses

##### Meets Standards:

Submitted to Epicenter on-time, unqualified opinion, one or two significant deficiencies, and no material weaknesses

##### Does Not Meet Standards:

Late submission to Epicenter, unqualified, one or more material weaknesses or more than two significant deficiencies, OR qualified opinion

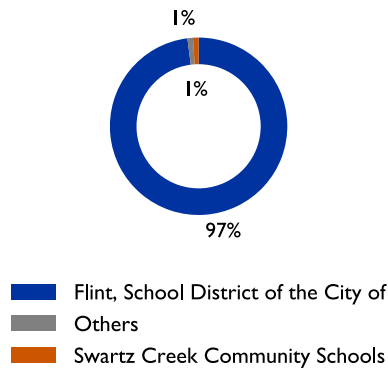
\*School Index minimum threshold is determined by MDE each year for bottom 5% of schools in the state.

\*\*Assessment Participation minimum requirement of 95% is a federal requirement. Assessment participation reported in this report is measured based on the "number assessed" field in the spring (May) assessment results file divided by the "number enrolled" in the spring (Feb) audited student counts file.

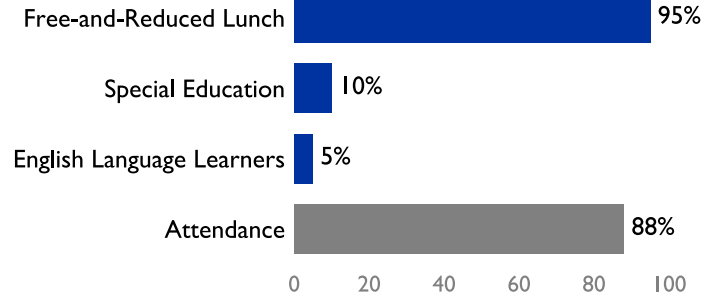
# 2023-24 School Performance Report

## Eagle's Nest Academy

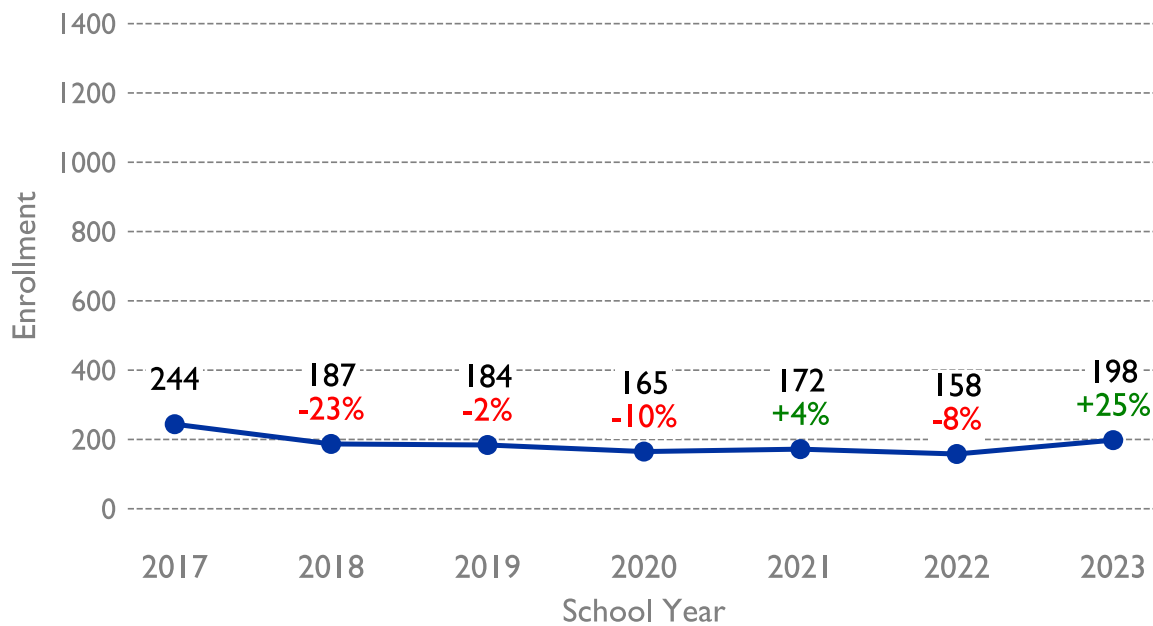
### Student Resident Districts



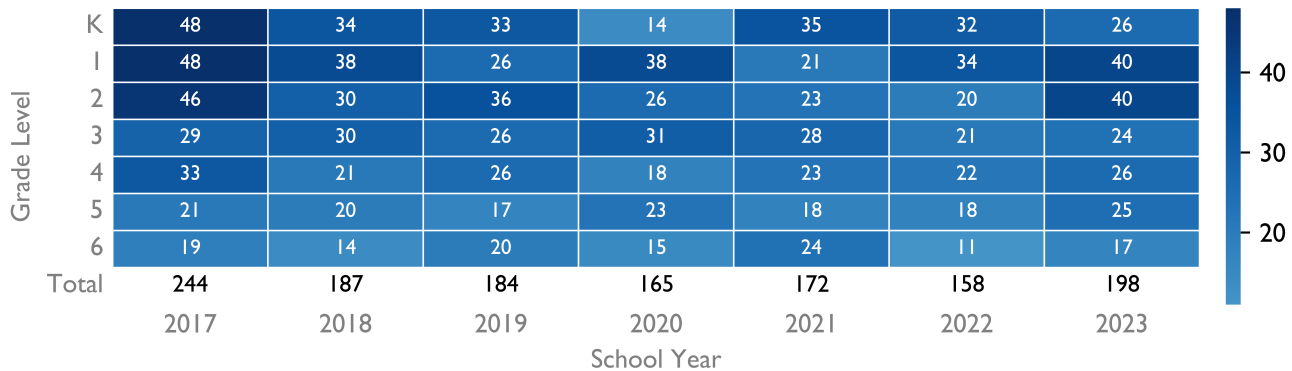
### Subgroup Enrollment and Attendance



### 7 Year Enrollment Trend



### Enrollment by Grade and Year



\* Data suppression

\*\* Refer to year opened on cover