

Augusta Academy

School Information | Summary & Key School Highlights

Grade Configuration: K-5 (K-6 Contract)
Current Contract Term Length: 7 Years
Education Service Provider: Foundation for Behavioral Resources
Location: 600 W. Michigan Avenue, Augusta, MI 49012
Board President: Anthony Ratti
Board Members:
 Valerie Gilbert
 James Grubka
 Marcea Schwartz

Summary:
 Founded in 2015, Augusta Academy educates approximately 32 students, 88% of whom are from the Galesburg-Augusta / Battle Creek area. Augusta provides a high quality general program of fundamental education in core academic areas.



Highlights:

- Differentiated instruction to meet the academic & social needs of each student
- Family atmosphere, with family fun nights which includes members of community
- Small classes; low student to teacher ratio

CSO Capacity Analysis

Augusta Academy has demonstrated strength in its educational programs in its short tenure. The CSO believes that this is the result of the strong support and resources from its management company and board. Teachers are provided with high degree of autonomy, which has resulted in a positive learning environment. The school functions as a family with all parties taking on leadership roles and staff takes pride in reaching students who previously struggled in other environments. Evidence collected provides the CSO with confidence Augusta's internal capacity to deliver strong academic results will remain strong.

Academic Performance



SAT Evidence-based Reading and Writing	SAT Mathematics	SAT Total Score
NA	NA	NA

Academic Achievement and Trend K-8 (M-STEP Proficiency)

MSTEP Proficiency difference between Augusta Academy and statistically similar schools.

2016	2017	2018
Not Available	Not Available	Not Available

Academic Growth (MSTEP SGP)

Mean Student Growth Percentile Rank difference between Augusta Academy and statistically similar schools.

2017	
ELA	Math
Not Available	Not Available

Academic Achievement and Trend 9-12 (SAT Total Score)

SAT Total Score difference between Augusta Academy and statistically similar schools.

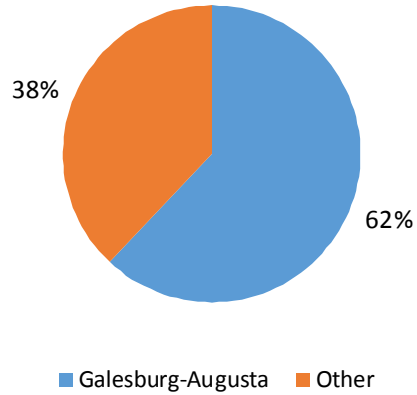
2016	2017	2018
Not Available	Not Available	Not Available

Augusta Academy

Roster of Statistically Similar Schools

School Name	Distance
Galesburg-Augusta Primary School	>2.0mi
Bois Blanc Pines School	>2.0mi
Glenn Public School	>2.0mi
Lake Superior Academy	>2.0mi
Wells Township School	>2.0mi

Students' Resident Districts



Attendance Rate

All Students 93.54%

2017-18 Compliance Reporting

Exceeds Standards
(At least 95% of board and school documents submitted on time)

2017-18 Financial Condition (based on FY 17 audit)

Exceeds Standards
(Audited financial statements submitted on time, unqualified opinion, and no significant deficiencies or material weaknesses)

Enrollment by grade trend

