

# Crossroads Charter Academy PK-6

## School Information

**Grade Configuration:** K-6 (K-12 Contract)  
**Current Contract Term Length:** 7 Years  
**Education Service Provider:** Axios  
**Location:** 215 N. State Street, Big Rapids, MI 49307

**Board President:** Laura Vallette

**Board Members:**

Michael Grandy	Karen McNally
Dominic Pace	Victor Piercey
Angela Roman	Kimberly Venema

## Summary & Key School Highlights

**Summary:** Founded in 1998, Crossroads is a successful PK-12 in Big Rapids. The academy serves approximately 700 students. The academy continues to outperform its peer academy districts. Parent engagement is extremely high and effective.

**Highlights:**

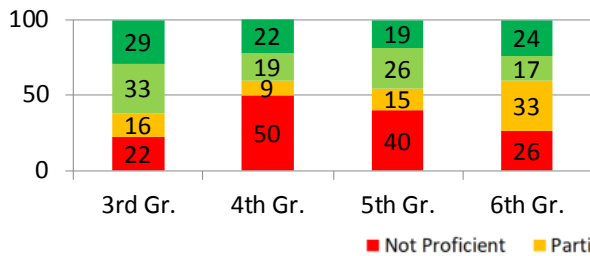
- Received a Bronze Ranking by US News and World Report as a high performing high academy.
- The academy as a dual enrollment relationship with Ferris State University.
- Graduation rate for 2016-2017 was 91%

## CSO Capacity Analysis

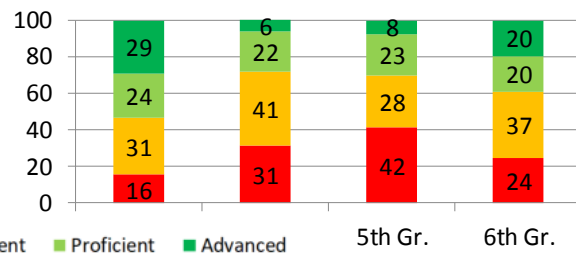
Crossroads Charter Academy opened its door in 1998. The enrollment is managed to keep the ratio of student to teacher to allow for individualized instruction. Since the academy is self-managed, it encourages and enjoys an active parent community. A 3-year summary of the state test assessment showed a slight dip in performance in ELA and Math. However, overall performance on NWEA met contractual expectations.

## Academic Performance

### 2018 Spring MSTEP ELA Proficiency



### 2018 Spring MSTEP Math Proficiency



## SAT Evidence-based Reading and Writing

NA

## SAT Mathematics

NA

## SAT Total Score

NA

### Academic Achievement and Trend K-8 (M-STEP Proficiency)

MSTEP Proficiency difference between Crossroads and statistically similar schools.

<b>2016</b>	<b>2017</b>	<b>2018</b>
9%	▼ 2%	▲ 3%

### Academic Achievement and Trend 9-12 (SAT Total Score)

SAT Total Score difference between Crossroads and statistically similar schools.

<b>2016</b>	<b>2017</b>	<b>2018</b>
Not Applicable	Not Applicable	Not Applicable

### Academic Growth (MSTEP SGP)

Mean Student Growth Percentile Rank difference between Crossroads and statistically similar schools.

**2017**

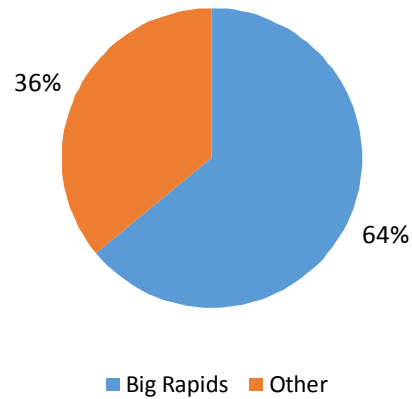
ELA	Math
-4.9	-8.9

## Crossroads Charter Academy PK-6

### Roster of Statistically Similar Schools

School Name	Distance
Big Rapids Middle School	0.2mi
Brookside Elementary School	0.4mi
Colon Elementary School	>2.0mi
William G. Mather Elementary School	>2.0mi
Three Oaks Elementary School	>2.0mi
Suttons Bay Elementary School	>2.0mi

### Students' Resident Districts



### Attendance Rate

All Students 95.35%

### 2017-18 Compliance Reporting

**Exceeds Standards**  
(At least 95% of board and school documents submitted on time)

### 2017-18 Financial Condition (based on FY 17 audit)

**Exceeds Standards**  
(Audited financial statements submitted on time, unqualified opinion, and no significant deficiencies or material weaknesses)

### Enrollment Trend by Grade

