

# 2019-20 School Performance Report

Cornerstone Health and Technology School



## Grade Configuration

10-12 (K-12 Contract)

## Current Contract Term Length (Expiration)

3 Years (2022)

## Education Service Provider

Cornerstone Education Group

## Location

17351 Southfield Road, Detroit, MI 48235

## Board President

Michael Dixon

## Board Members

Lawrence Baker, John George, Michael Mortimer

## CSO Capacity Analysis

Cornerstone Health and Technology School (“CHTS”) has demonstrated fiscal stability during the term of its charter contract, but its academic performance has lagged behind that of statistically similar schools on the SAT. The CSO has observed that the school is well-attended and in demand by parents. Board leadership has transitioned and become more engaged and stable. Operationally, the school has experienced disruption in school leadership roles and its current leader also serves as the co-lead of Academics for the entire network. In coordination with other schools in its network, some transition has occurred in the grades offered at the school. However, the CSO has not yet received a plan for grade level configuration changes and, as such, is unclear on the board’s future vision for grades offered at the school. In total, the CSO believes that the school has some capacity to increase its academic performance, but the board’s vision and plan to increase this capacity is unclear.

## Summary

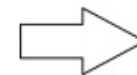
Cornerstone Health and Technology High School opened in 2012 and serves about 400 students in grades 10-12. Students primarily come from the other Cornerstone schools campuses. The school is strategically transitioning its high school to another campus and will offer lower grades within the next three years.

## Highlights

Standards based instruction

Career classes and opportunity to take community college classes

Robotics and other clubs.



# 2019-20 School Performance Report

Cornerstone Health and Technology School



## 2020 Spring MSTEP ELA Proficiency

NA

## 2020 Spring MSTEP Math Proficiency

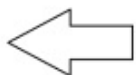
NA

2019-20 Assessment data not available due to suspension of state assessments due to COVID 19.

### Educational Goals

Difference between Cornerstone Health and Technology School and statistically similar schools on MSTEP Proficiency, Growth, and SAT

2020 School Index	2020 ELA Student Growth Percentile	2020 Math Student Growth Percentile
NA	NA	NA
MSTEP Academic Trend 2018	MSTEP Academic Trend 2019	MSTEP Academic Trend 2020
NA	NA	NA
2020 SAT Reading and Writing	2020 SAT Mathematics	2020 SAT Total Score
NA	NA	NA
SAT Academic Trend 2018	SAT Academic Trend 2019	SAT Academic Trend 2020
-37	▲ -10	NA



# 2019-20 School Performance Report

Cornerstone Health and Technology School



## Roster of Statistically Similar Schools\*

- Southfield Regional Academic Campus, 1.6 mi
- Veritas, 1.7 mi
- Universal Learning Academy, >2 mi
- Mio-AuSable High School, >2 mi
- Forest Area High School, >2 mi

\*Select peer schools are set of school buildings determined annually by GVSU to be the most demographically, socioeconomically, programmatically, and geographically similar to the school.

## Educational Goals Status

NA

## Academic Achievement

As measured by the state assessment, the school’s percentage of total tested students in all tested grades identified as proficient in all tested subjects or identified as college ready as reported by the Michigan Department of Education will meet or exceed the select peer schools’ mean reported percentage of total tested students in all tested grades identified as proficient in all tested subjects or identified as college ready.

## Academic Growth

As measured by the state assessment, the school’s mean student growth percentile rank in English language arts and math will meet or exceed the select peer schools’ mean student growth percentile rank.

## Compliance Reporting Condition

Meets standards

Exceeds Standards: At least 95% of board and school documents (combined) submitted to Epicenter on time

Meets Standards: At least 85% of board and school documents (combined) submitted to Epicenter on time

Does Not Meet Standards: Less than 85% board and school documents (combined) submitted to Epicenter on time

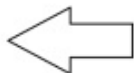
## Financial Condition

Exceeds Standards

Exceeds Standards: Submitted to Epicenter on-time, unqualified opinion, and no significant deficiencies or material weaknesses

Meets Standards: Submitted to Epicenter on-time, unqualified opinion, one or two significant deficiencies, and no material weaknesses

Does Not Meet Standards: Late submission to Epicenter, unqualified, one or more material weaknesses or more than two..




# 2019-20 School Performance Report

Cornerstone Health and Technology School



## 2019-20 Student Resident Districts

## Student Resident Districts Legend



Blue: DPSCD 100%

## 2019-20 Attendance Rate

90%

## 2019-20 Free and Reduced Lunch

89%

## 2019-20 Special Education Enrollment

14%

## 3 YR Enrollment

