



2023-24 School Performance Report

Byron Center Charter School



www.gvsu.edu

9930 Burlingame Ave SW

Byron Center, MI 49315

Grades Served: K-12

Contract Grades: K-12

Year Opened: 1996

School's Mission: Empowering students to reach their greatest potential by emphasizing personal connections, academic excellence, and positive character values.

2023-24 School Performance Report

Byron Center Charter School

Current Contract Term Length

5 years

Contract Expiration Year

2025

Board Members

Name	Board Role	Appointed	Term Ends
Pamela Anderson	President	July 15, 2016	June 30, 2027
David Bolt	Director	April 24, 2020	June 30, 2026
David Van Ee	Director	June 25, 2021	June 30, 2027
Nathan VanDussen	Director	November 1, 2019	June 30, 2025
Troy Hooker	Director	June 25, 2021	June 30, 2025

Educational Service Provider

Charter HR Educational Services

Academy Description

Byron Center Charter School consistently demonstrates strength in educational and academic performance. While providing a full array of education programs and services, Byron Center Charter School maintains smaller class sizes and has an engaged and participatory educational community.



CSO Capacity Analysis

Byron Center Charter School (BCCS) has consistently demonstrated strength in its educational program, organizational soundness, and fiscal stability. Academically, the school consistently outperforms its peer schools. From an organizational standpoint, BCCS receives strong support and resources from its management company and board. While the school leader announced this year he is stepping down, the school has identified and hired an experienced school leader to take his place. The Charter Schools Office (CSO) believes this will be a smooth transition. The CSO has observed the academy board and leadership are aligned, which has helped the academy achieve success. In total, the CSO has confidence that BCCS has the capacity to maintain and improve performance going forward.

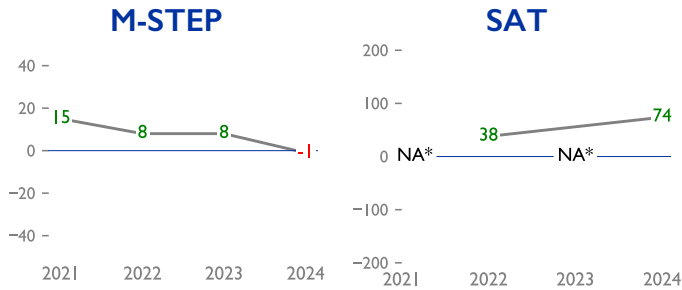
2023-24 School Performance Report

Byron Center Charter School

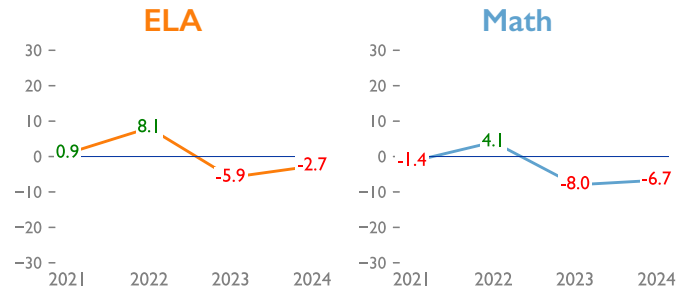
Educational Goals

Difference between the academy and statistically similar schools on M-STEP Proficiency, SAT Total Score, and Student Growth Percentile (SGP).

Proficiency Delta



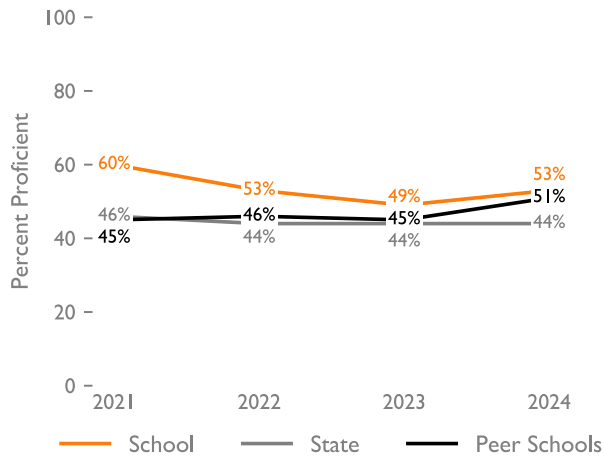
Student Growth Percentiles (SGP) Delta



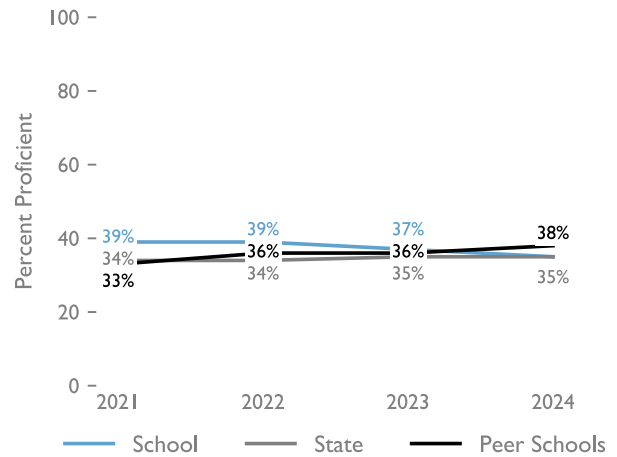
M-STEP Proficiency and SAT Average Score Trends by Subject

School's data compared to Peer Schools and State Proficiency and Average scores.

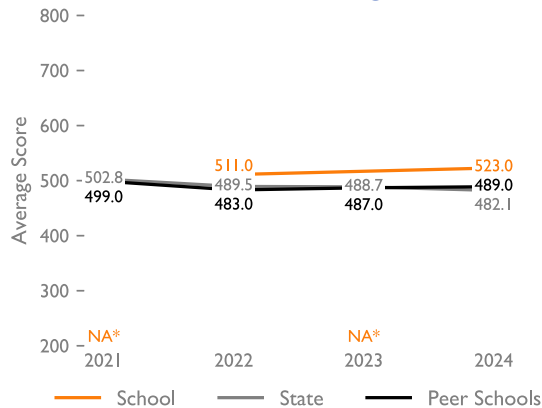
M-STEP ELA Proficiency



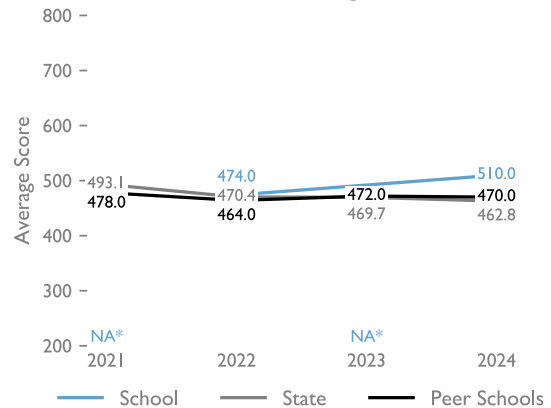
M-STEP Math Proficiency



SAT EBRW** Average Score



SAT Math Average Score



Note: Grade levels for which growth data are available for 2021-22 are limited due to no state testing in 2019-20 and low participation in state testing in 2020-21. Elementary grades did not receive a growth score.

* Data suppression

** Evidence-Based Reading and Writing

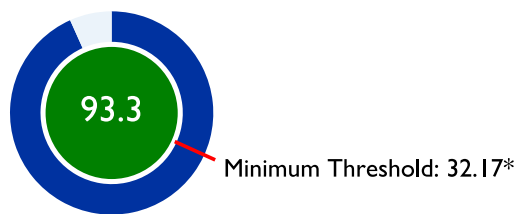
2023-24 School Performance Report

Byron Center Charter School

Roster of Statistically Similar Schools

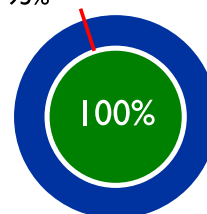
Distance in Miles	Peer School Name
1.88	Robert L. Nickels Intermediate School
1.89	Byron Center High School
>2	Beaver Island Community School
>2	Creative Technologies Academy
>2	Dryden Elementary School
>2	Dryden High School
>2	FlexTech High School
>2	Leelanau Montessori Public School Academy
>2	Whitmore Lake Elementary School
>2	Whitmore Lake High School

School Index



Assessment Participation

Minimum Required: 95%**



Universal Support

Compliance Reporting Condition: Exceeds Standard

Exceeds Standards:

- At least 95% of board and school documents (combined) submitted to Epicenter on time

Meets Standards:

At least 85% of board and school documents (combined) submitted to Epicenter on time

Does Not Meet Standards:

Less than 85% board and school documents (combined) submitted to Epicenter on time

Financial Condition: Exceeds Standard

Exceeds Standards:

- Submitted to Epicenter on-time, unqualified opinion, and no significant deficiencies or material weaknesses

Meets Standards:

Submitted to Epicenter on-time, unqualified opinion, one or two significant deficiencies, and no material weaknesses

Does Not Meet Standards:

Late submission to Epicenter, unqualified, one or more material weaknesses or more than two significant deficiencies, OR qualified opinion

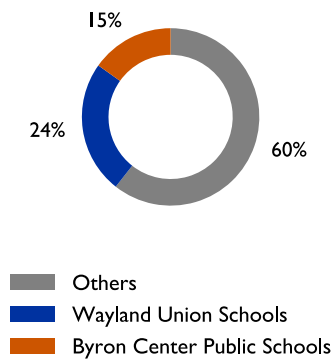
*School Index minimum threshold is determined by MDE each year for bottom 5% of schools in the state.

**Assessment Participation minimum requirement of 95% is a federal requirement. Assessment participation reported in this report is measured based on the "number assessed" field in the spring (May) assessment results file divided by the "number enrolled" in the spring (Feb) audited student counts file.

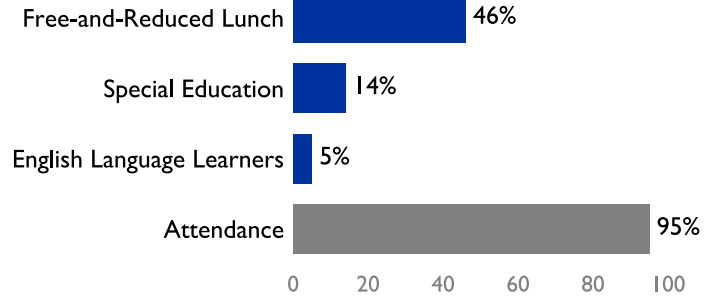
2023-24 School Performance Report

Byron Center Charter School

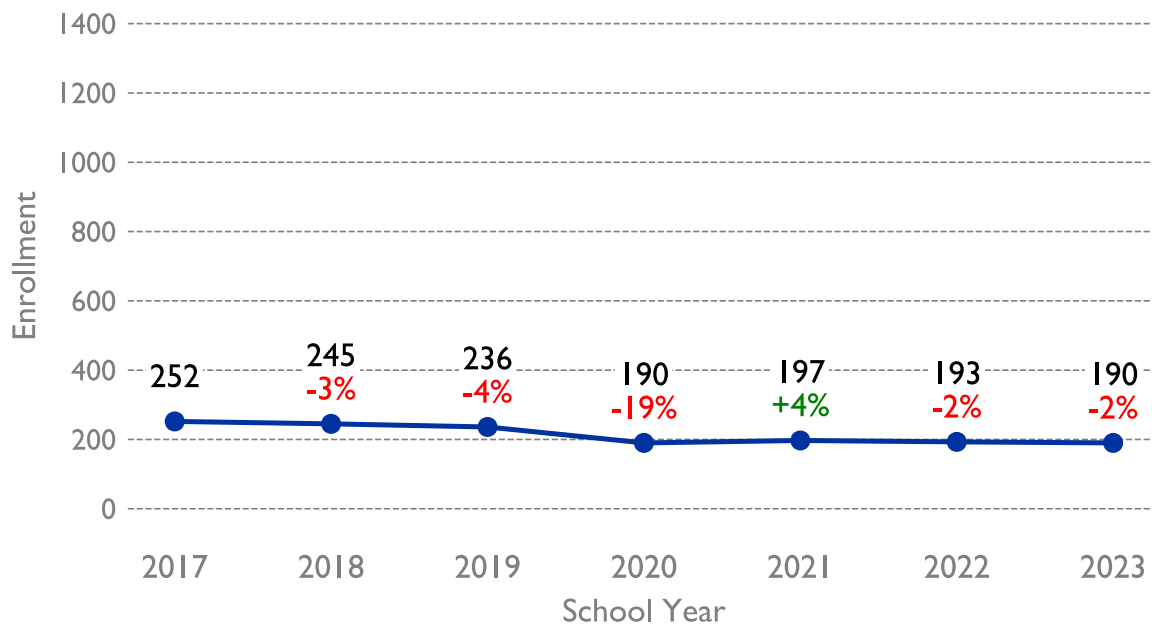
Student Resident Districts



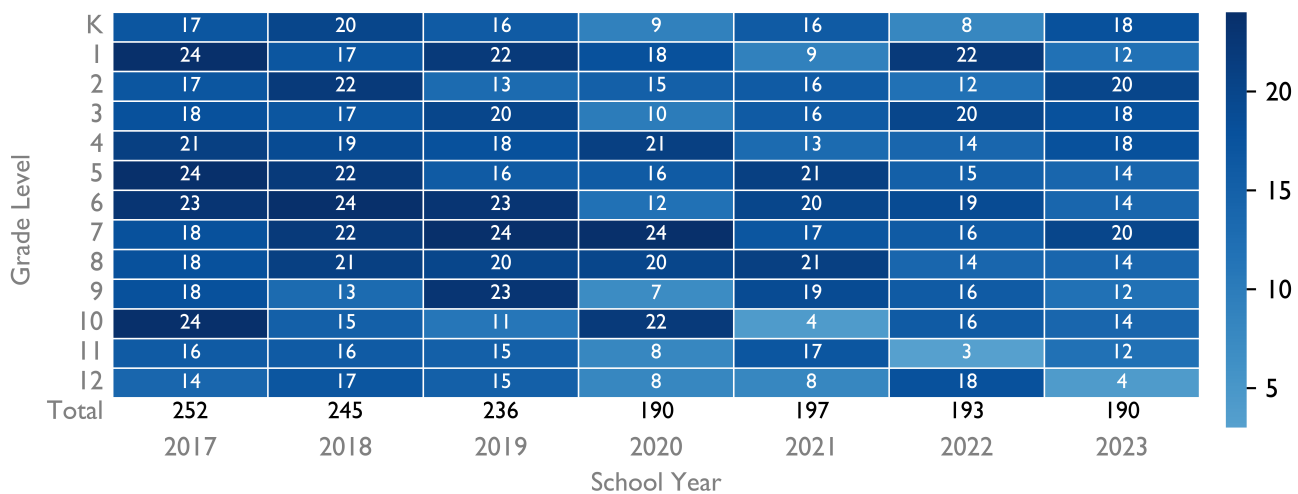
Subgroup Enrollment and Attendance



7 Year Enrollment Trend



Enrollment by Grade and Year



* Data suppression

** Refer to year opened on cover